Introduction. Historical phases of dentistry development. Organizing of stomatological aid fo population.

Compiled by:
college teacher A.K. Kabirayeva.

Pulling medieval teeth: a dentist with silver forceps and a necklace of large teeth, taken from the Omne Bonum, published in the 14th century.

La Dentiste by Gerard van Honthorst. Dentistry in the 17th century. From Histoire des Peintres de Toutes les coles, cole Hollandaise, published 1863

A Persian dentist: Illustration from a copy of the Qur'an from around 1900

Taking the pain away: William TG Morton giving the first public demonstration of ether anaesthesia in Boston in 1846.



A Meiji-period Japanese travelling dentist carrying the tools of his trade on his back, circa 1897

The toothbrush becomes big business: Hungary around 1900

A dentist and his nurse treating a schoolboy, circa 1910



A dentist has a good look in Germany, about 1930

Dentists go mobile: a dentist treats a young girl in a mobile surgery operated for the benefit of local schoolchildren in Cambridgeshire, 1931.

A Chinese dentist who works outdoors displays his instruments and pulled teeth on the table, circa 1950.

The first dental x-ray was taken by C Edmond Kells in 1896. By the mid-20th century, x-ray machines were in common use by dentists.

A roadside dentist reads a newspaper in Karachi

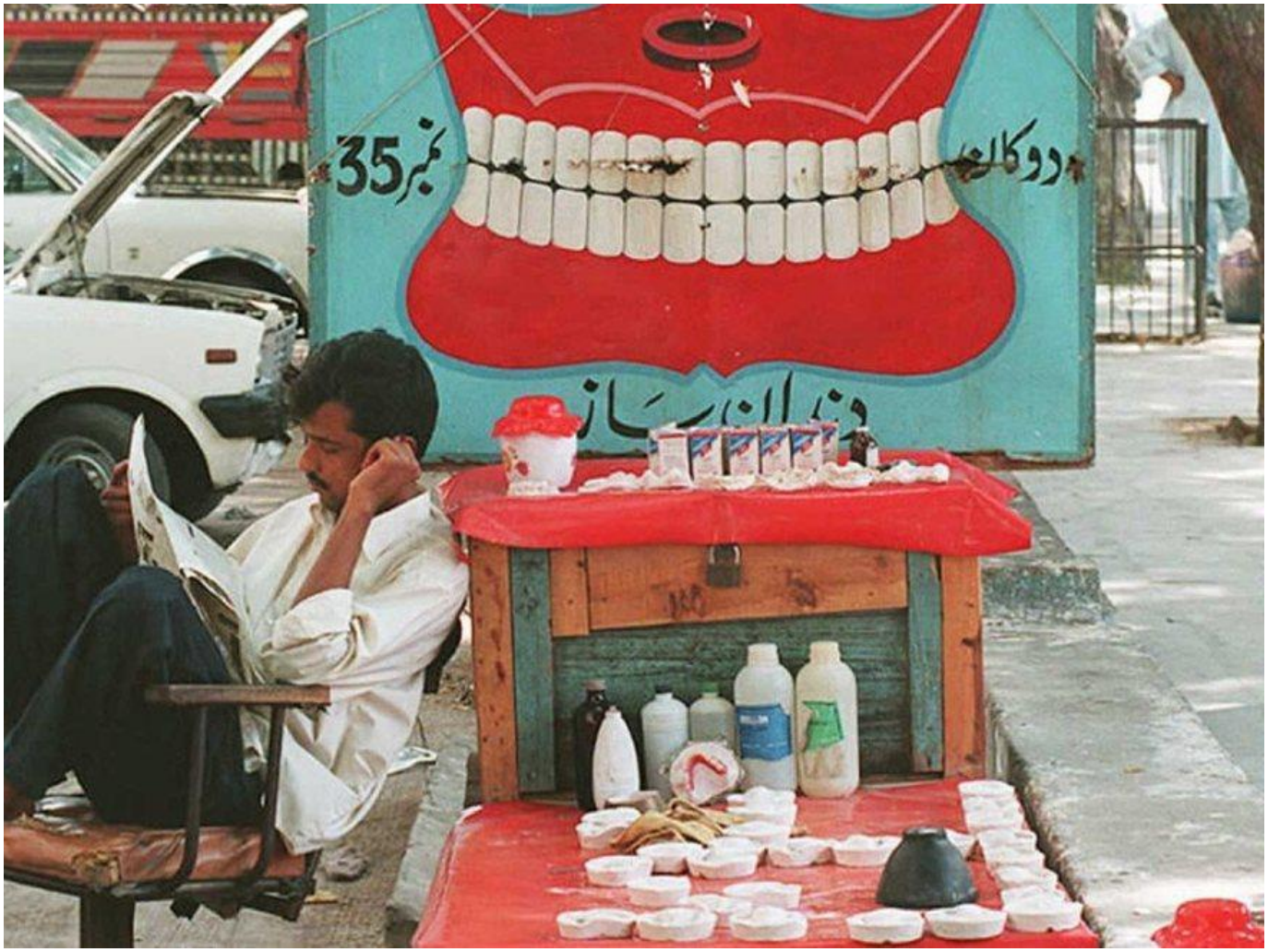

New technology: laser is now used for the treatment of periodontal diseases.