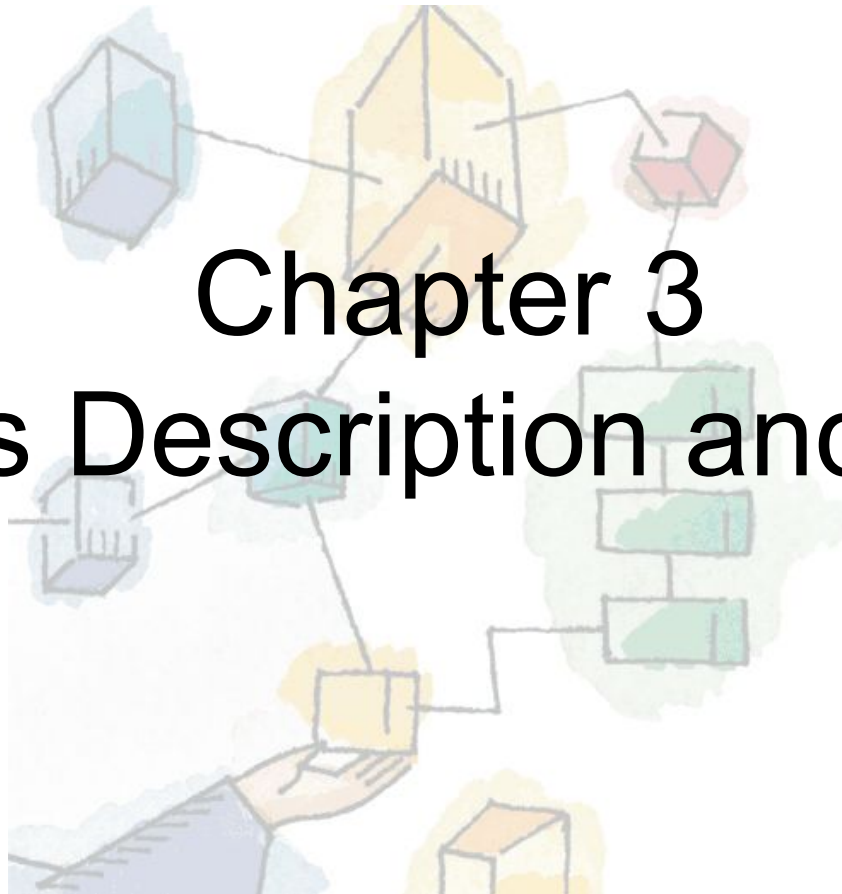


*Operating Systems:  
Internals and Design Principles, 6/E*  
William Stallings

# Chapter 3

## Process Description and Control



Dave Bremer  
Otago Polytechnic, N.Z.  
©2008, Prentice Hall




# Roadmap

→ How are processes represented and controlled by the OS.

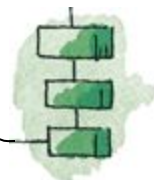
- **Process states** which characterize the behaviour of processes.
- **Data structures** used to manage processes.
- Ways in which the OS uses these data structures to control process execution.
- Discuss process management in UNIX SVR4.






# Requirements of an Operating System

- *Fundamental Task: Process Management*
- The Operating System must
  - Interleave the execution of multiple processes
  - Allocate resources to processes, and protect the resources of each process from other processes,
  - Enable processes to share and exchange information,
  - Enable synchronization among processes.



# Concepts

- From earlier chapters we saw:
  - Computer platforms consists of a collection of hardware resources
  - Computer applications are developed to perform some task
  - It is inefficient for applications to be written directly for a given hardware platform






# Concepts cont...

- OS provides an interface for applications to use
- OS provides a representation of resources that can be requested and accessed by application






# The OS Manages Execution of Applications

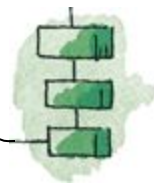
- Resources are made available to multiple applications
- The processor is switched among multiple application
- The processor and I/O devices can be used efficiently





# What is a “*process*”?

- *A program in execution*
- An instance of a program running on a computer
- The entity that can be assigned to and executed on a processor
- A unit of activity characterized by the execution of a sequence of instructions, a current state, and an associated set of system instructions





# Process Elements

- A process is comprised of:
  - Program code (possibly shared)
  - A set of data
  - A number of attributes describing the state of the process







# Process Elements

- While the process is running it has a number of elements including
  - Identifier
  - State
  - Priority
  - Program counter
  - Memory pointers
  - Context data
  - I/O status information
  - Accounting information





# Process Control Block

- Contains the process elements
- Created and manage by the operating system
- Allows support for multiple processes

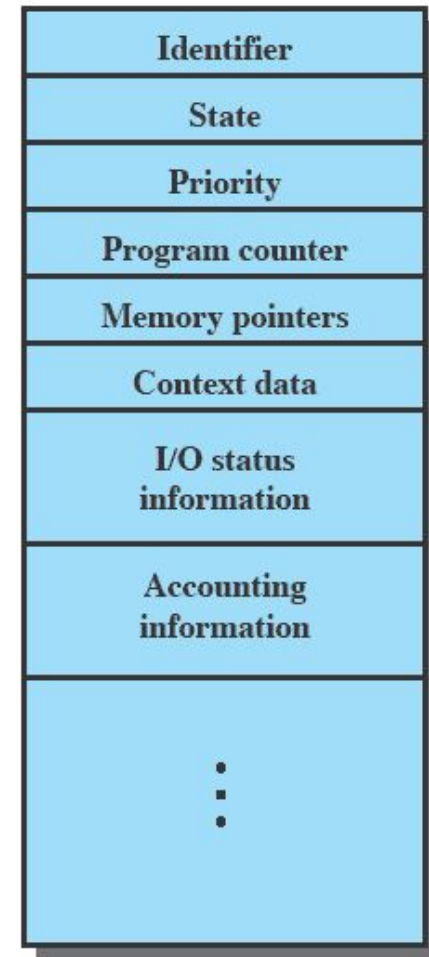




Figure 3.1 Simplified Process Control Block



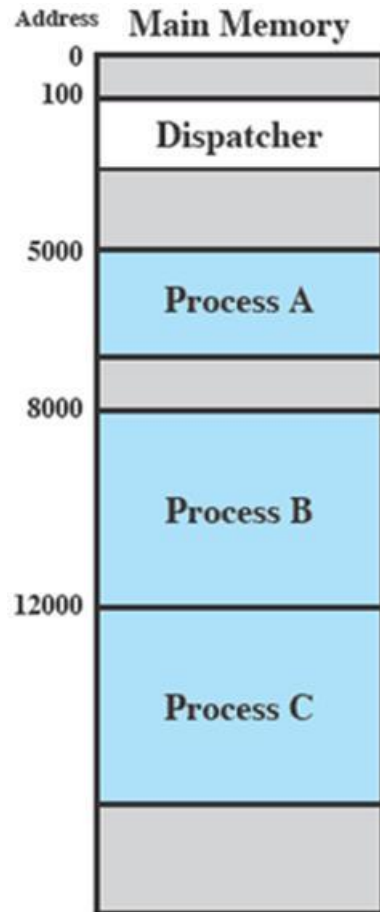
# Trace of the Process

- The behavior of an individual process is shown by listing the sequence of instructions that are executed
- This list is called a ***Trace***
- ***Dispatcher*** is a small program which switches the processor from one process to another

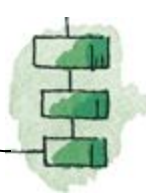




# Process Execution

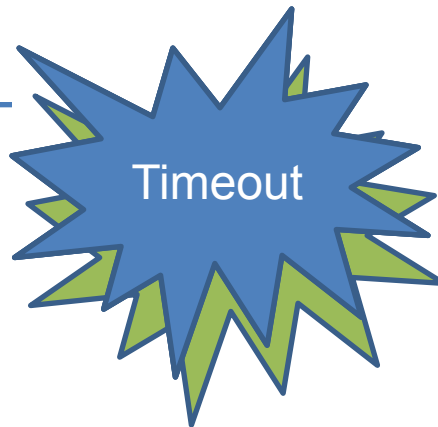
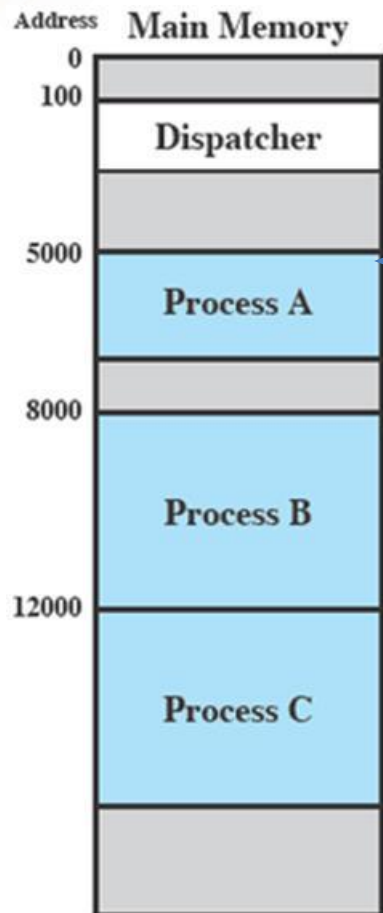


- Consider three processes being executed
- All are in memory (plus the dispatcher)
- Lets ignore virtual memory for this.





# Trace from Processors point of view



1	5000				
2	5001				
3	5002				
4	5003				
5	5004				
6	5005				
7	100				
8	101				
9	102				
10	103				
11	104				
12	105				
13	8000				
14	8001				
15	8002				
16	8003				
17	100				
18	101				
19	102				
20	103				
21	104				
22	105				
23	12000				
24	12001				
25	12002				
26	12003				
		</			

100 = Starting address of dispatcher program

Shaded areas indicate execution of dispatcher process;  
first and third columns count instruction cycles;  
second and fourth columns show address of instruction being executed

Figure 3.4 Combined Trace of Processes of Figure 3.2




# Roadmap

- How are processes represented and controlled by the OS.

→ **Process states** which characterize the behaviour of processes.

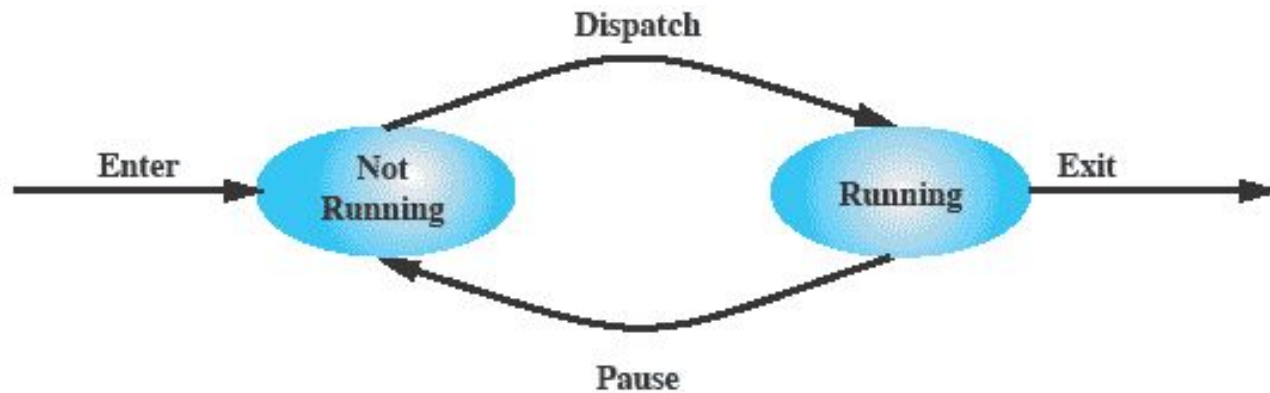
- **Data structures** used to manage processes.
- Ways in which the OS uses these data structures to control process execution.
- Discuss process management in UNIX SVR4.





# Two-State Process Model

- Process may be in one of two states
  - Running
  - Not-running

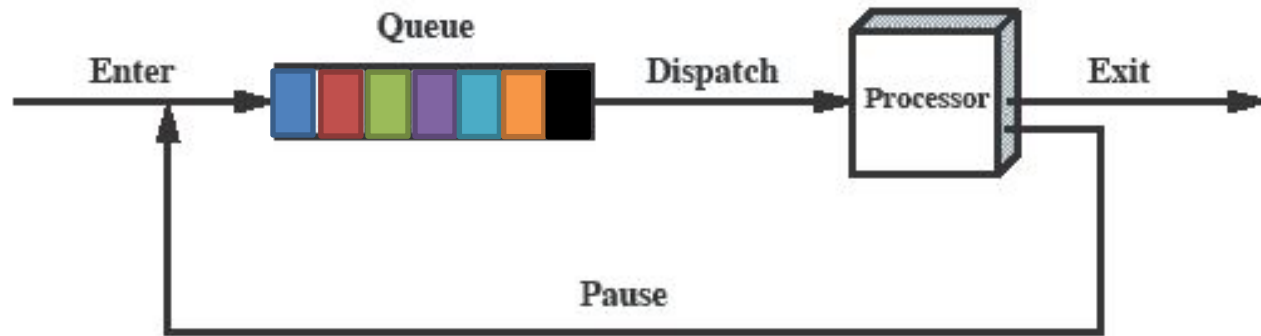


(a) State transition diagram





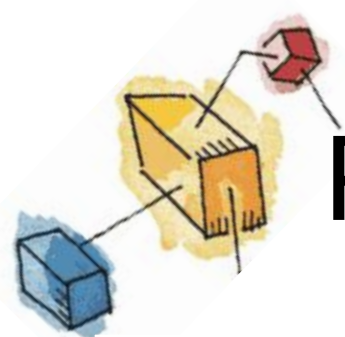
# Queuing Diagram



(b) Queuing diagram

Etc ... processes moved by the dispatcher of the OS to the CPU then back to the queue until the task is completed






# Process Birth and Death

Creation	Termination
New batch job	Normal Completion
Interactive Login	Memory unavailable
Created by OS to provide a service	Protection error
Spawned by existing process	Operator or OS Intervention

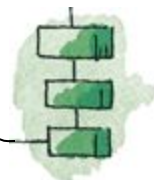
See tables 3.1 and 3.2 for more






# Process Creation

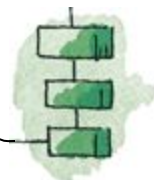
- The OS builds a data structure to manage the process
- Traditionally, the OS created all processes
  - But it can be useful to let a running process create another
- This action is called ***process spawning***
  - ***Parent Process*** is the original, creating, process
  - ***Child Process*** is the new process





# Process Termination

- There must be some way that a process can indicate completion.
- This indication may be:
  - A HALT instruction generating an interrupt alert to the OS.
  - A user action (e.g. log off, quitting an application)
  - A fault or error
  - Parent process terminating



# Five-State Process Model

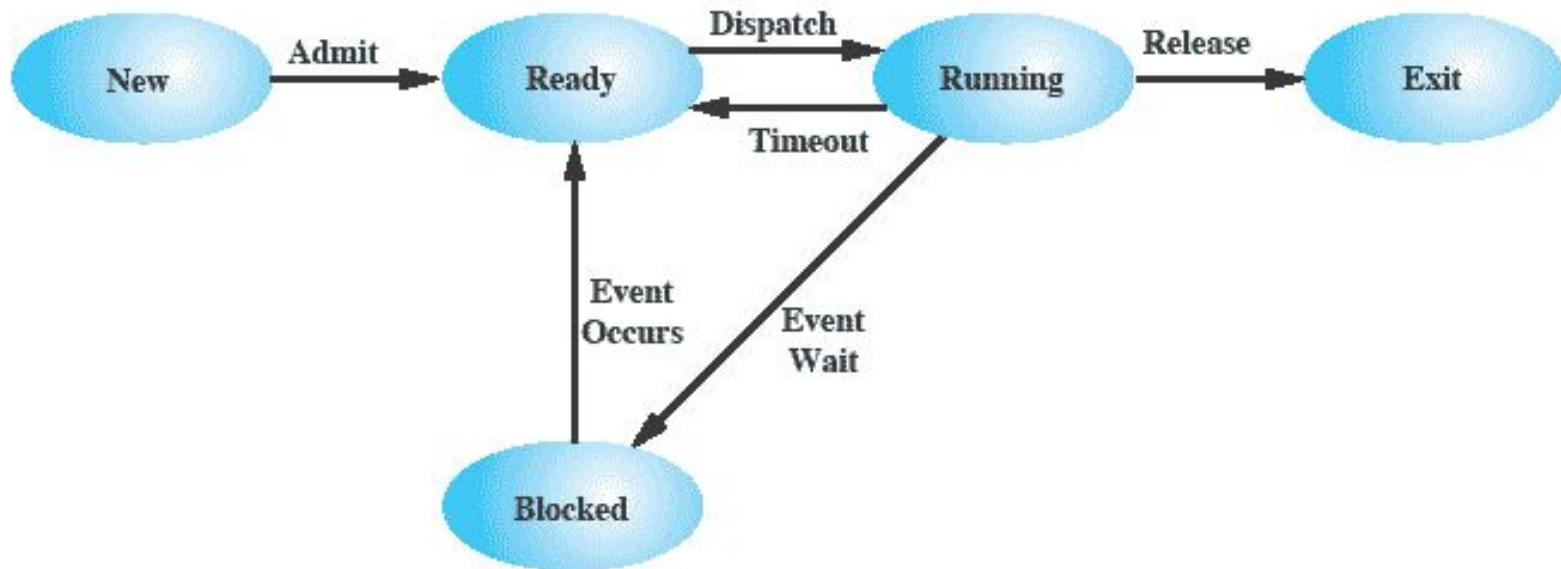
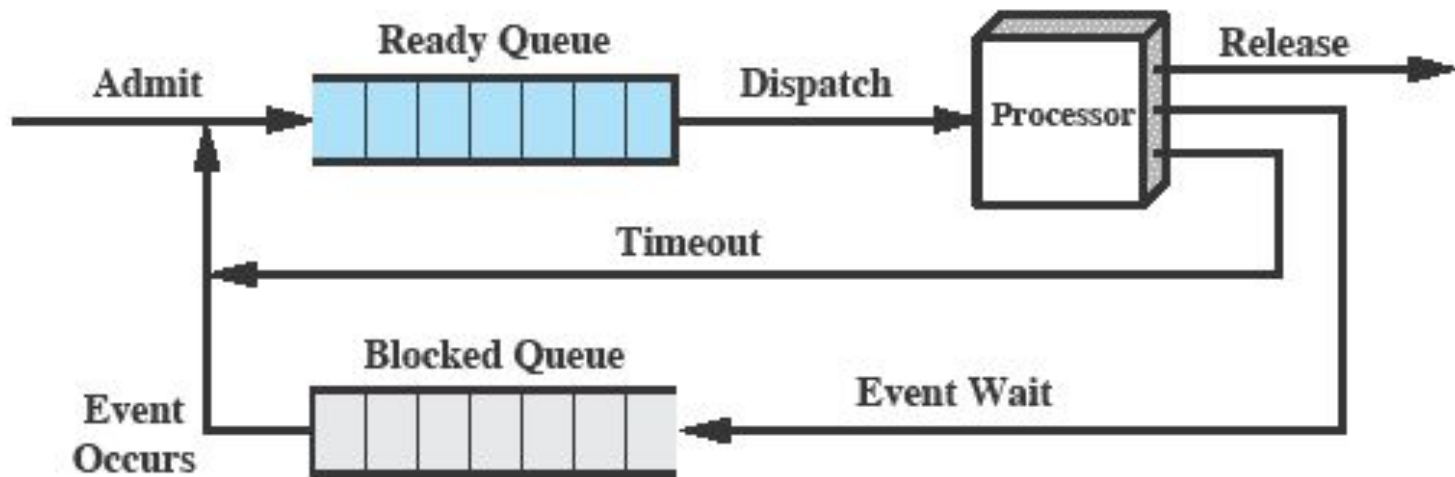


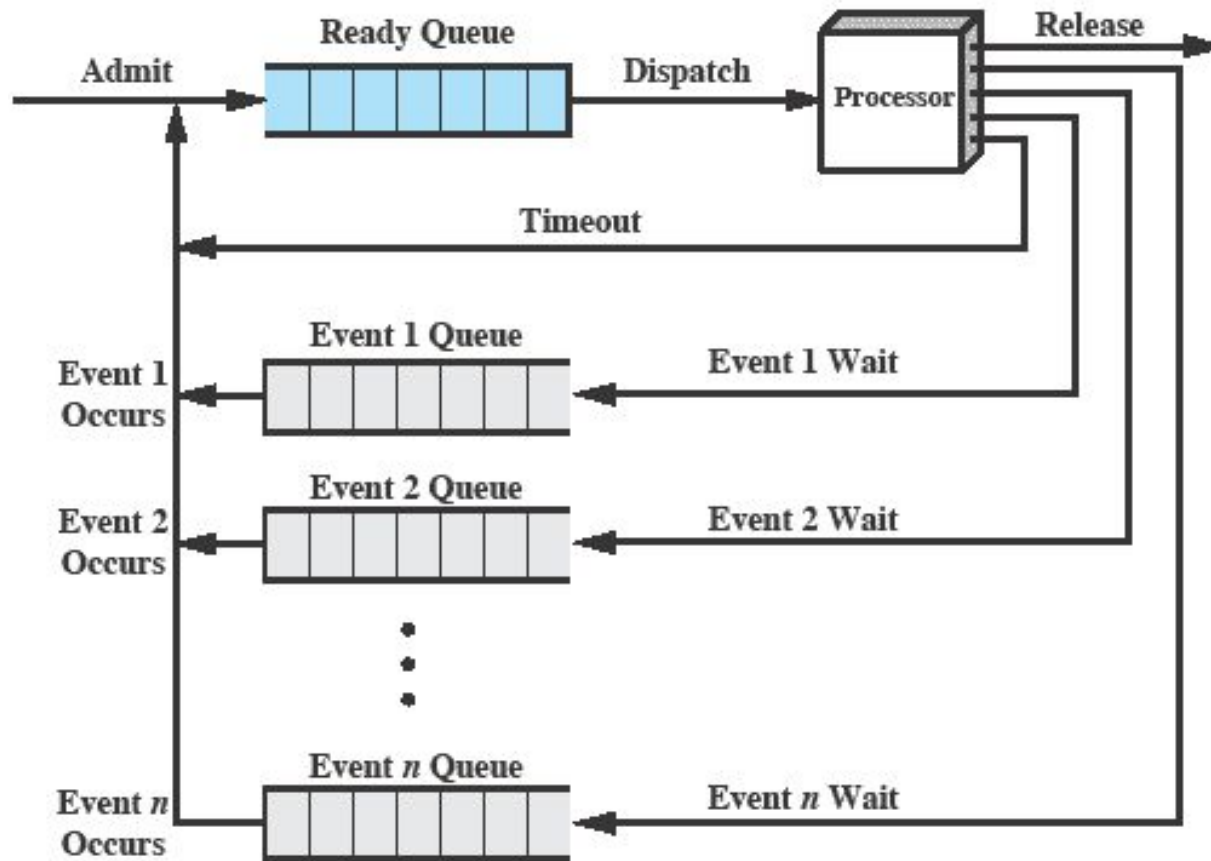
Figure 3.6 Five-State Process Model

# Using Two Queues




(a) Single blocked queue

# Multiple Blocked Queues

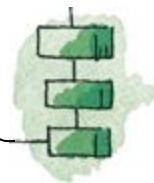


(b) Multiple blocked queues



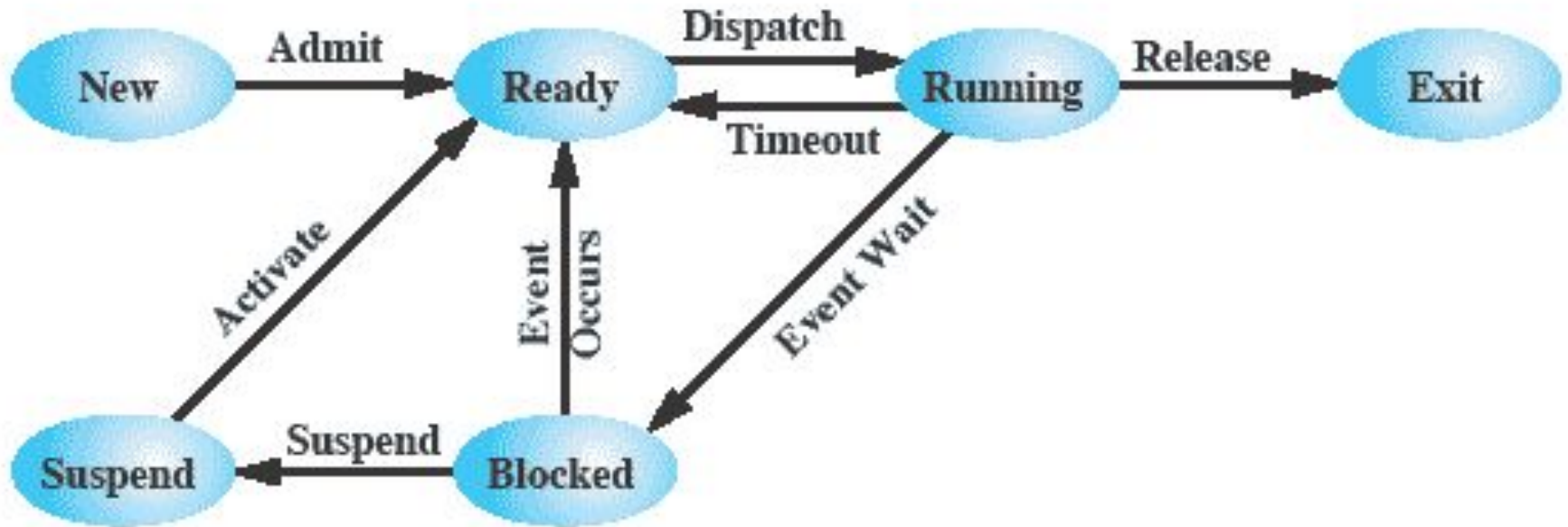
# Suspended Processes

- Processor is faster than I/O so all processes could be waiting for I/O
  - Swap these processes to disk to free up more memory and use processor on more processes
- Blocked state becomes ***suspend*** state when swapped to disk
- Two new states
  - Blocked/Suspend
  - Ready/Suspend



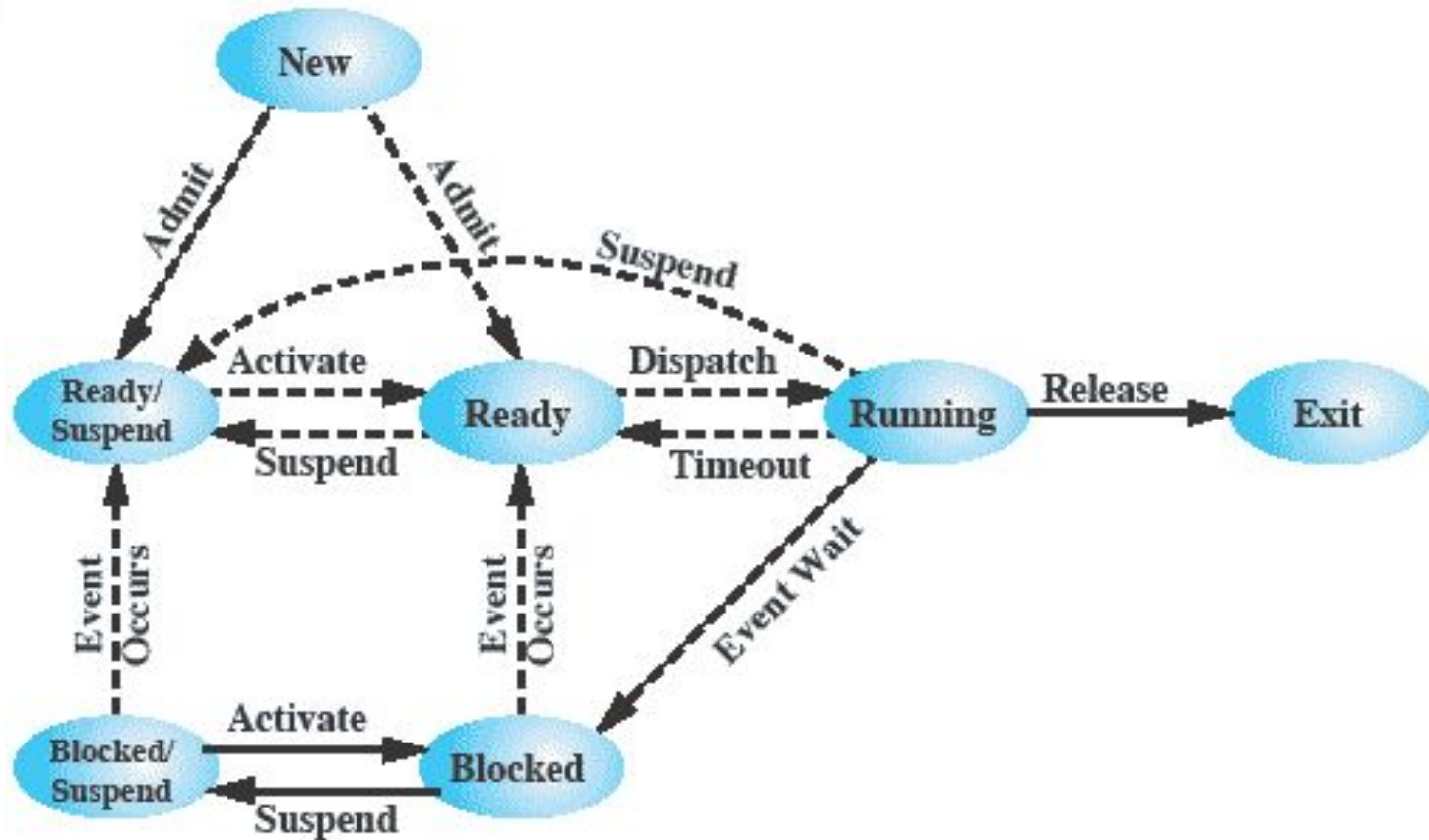


# One Suspend State




(a) With One Suspend State

# Two Suspend States



(b) With Two Suspend States

# Reason for Process Suspension



An illustration in the top-left corner shows a yellow box representing a process. A red box is positioned above it, and a blue box is to its left. Lines connect these boxes, suggesting a flow or relationship between different components or states of a process.

Reason	Comment
Swapping	The OS needs to release sufficient main memory to bring in a process that is ready to execute.
Other OS Reason	OS suspects process of causing a problem.
Interactive User Request	e.g. debugging or in connection with the use of a resource.
Timing	A process may be executed periodically (e.g., an accounting or system monitoring process) and may be suspended while waiting for the next time.
Parent Process Request	A parent process may wish to suspend execution of a descendent to examine or modify the suspended process, or to coordinate the activity of various descendants.

**Table 3.3 Reasons for Process Suspension**





# Roadmap

- How are processes represented and controlled by the OS.
- **Process states** which characterize the behaviour of processes.
- **Data structures** used to manage processes.
  - Ways in which the OS uses these data structures to control process execution.
  - Discuss process management in UNIX SVR4.



# Processes and Resources

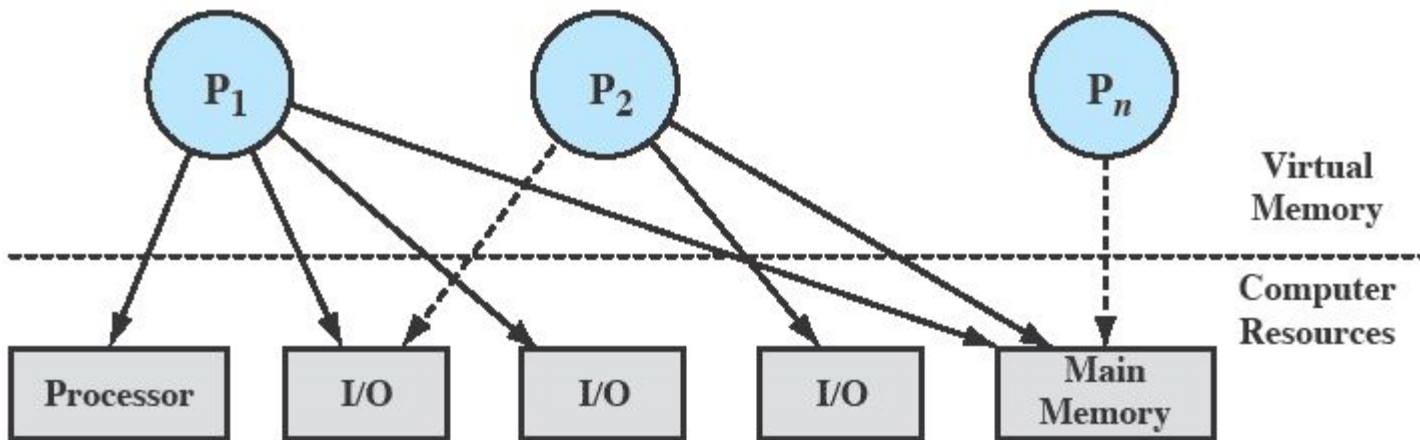



Figure 3.10 Processes and Resources (resource allocation at one snapshot in time)



# Operating System Control Structures

- For the OS is to manage processes and resources, it must have information about the current status of each process and resource.
- Tables are constructed for each entity the operating system manages



# OS Control Tables

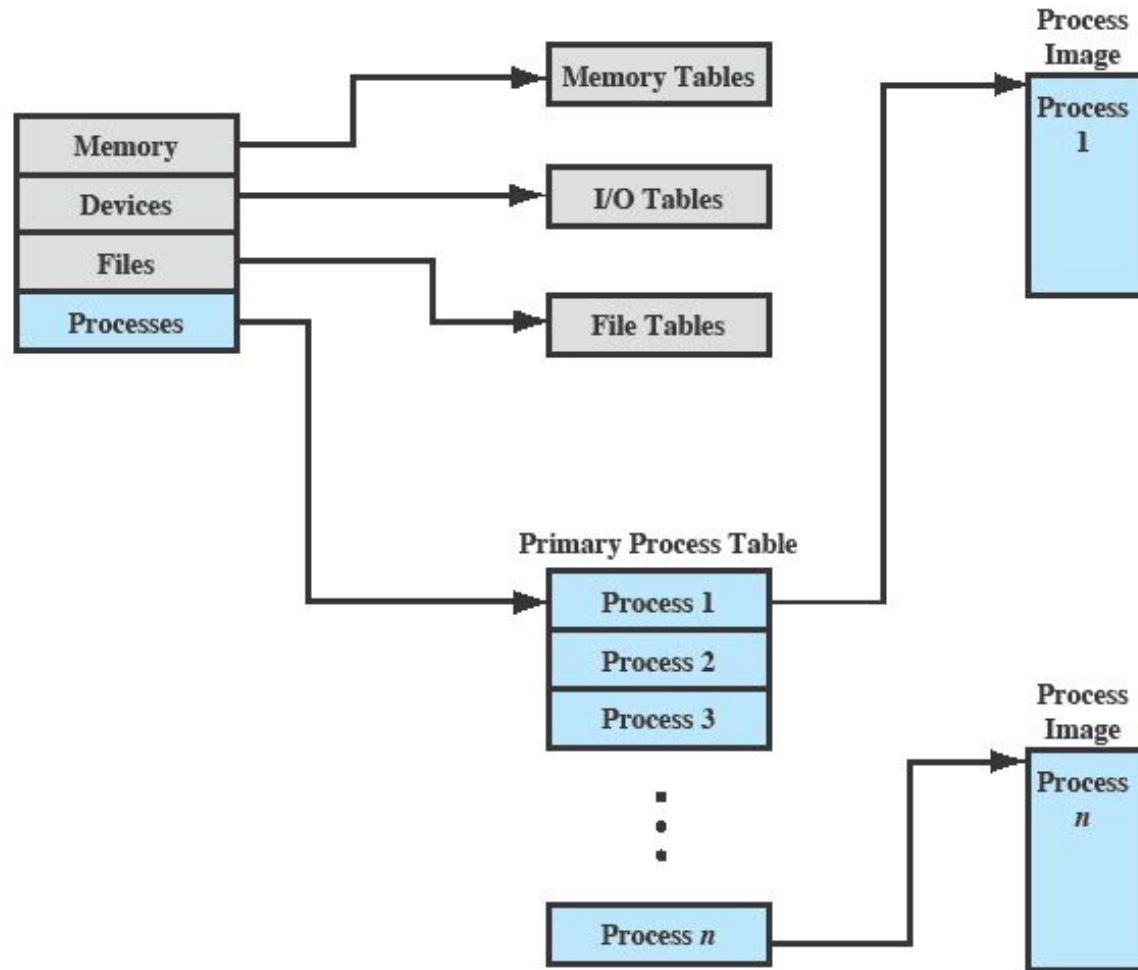


Figure 3.11 General Structure of Operating System Control Tables



An illustration in the top-left corner showing three 3D rectangular blocks. One is blue, one is yellow, and one is red. They are connected by thin black lines, suggesting a network or data flow between them.

# Memory Tables


- Memory tables are used to keep track of both main and secondary memory.
- Must include this information:
  - Allocation of main memory to processes
  - Allocation of secondary memory to processes
  - Protection attributes for access to shared memory regions
  - Information needed to manage virtual memory






# I/O Tables

- Used by the OS to manage the I/O devices and channels of the computer.
- The OS needs to know
  - Whether the I/O device is available or assigned
  - The status of I/O operation
  - The location in main memory being used as the source or destination of the I/O transfer



# File Tables

- These tables provide information about:
  - Existence of files
  - Location on secondary memory
  - Current Status
  - other attributes.
- Sometimes this information is maintained by a file management system





# Process Tables

- To manage processes the OS needs to know details of the processes
  - Current state
  - Process ID
  - Location in memory
  - etc
- Process control block
  - ***Process image*** is the collection of program. Data, stack, and attributes






# Process Attributes

- We can group the process control block information into three general categories:
  - Process identification
  - Processor state information
  - Process control information





# Process Identification

- Each process is assigned a unique numeric identifier.
- Many of the other tables controlled by the OS may use process identifiers to cross-reference process tables





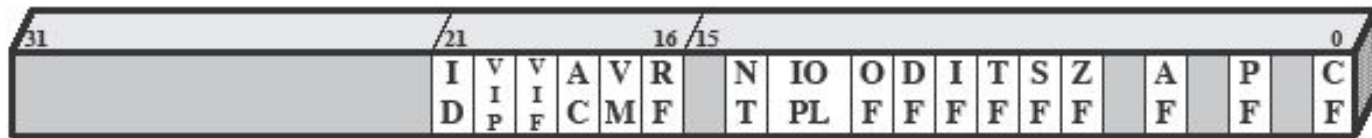
# Processor State Information

- This consists of the contents of processor registers.
  - User-visible registers
  - Control and status registers
  - Stack pointers
- Program status word (PSW)
  - contains status information
  - Example: the EFLAGS register on Pentium processors



# Pentium II

## EFLAGS Register



ID = Identification flag

VIP = Virtual interrupt pending

VIF = Virtual interrupt flag

AC = Alignment check

VM = Virtual 8086 mode

RF = Resume flag

NT = Nested task flag

IOPL = I/O privilege level

OF = Overflow flag

DF = Direction flag

IF = Interrupt enable flag

TF = Trap flag

SF = Sign flag

ZF = Zero flag


AF = Auxiliary carry flag

PF = Parity flag

CF = Carry flag

Also see Table 3.6

Figure 3.12 Pentium II EFLAGS Register



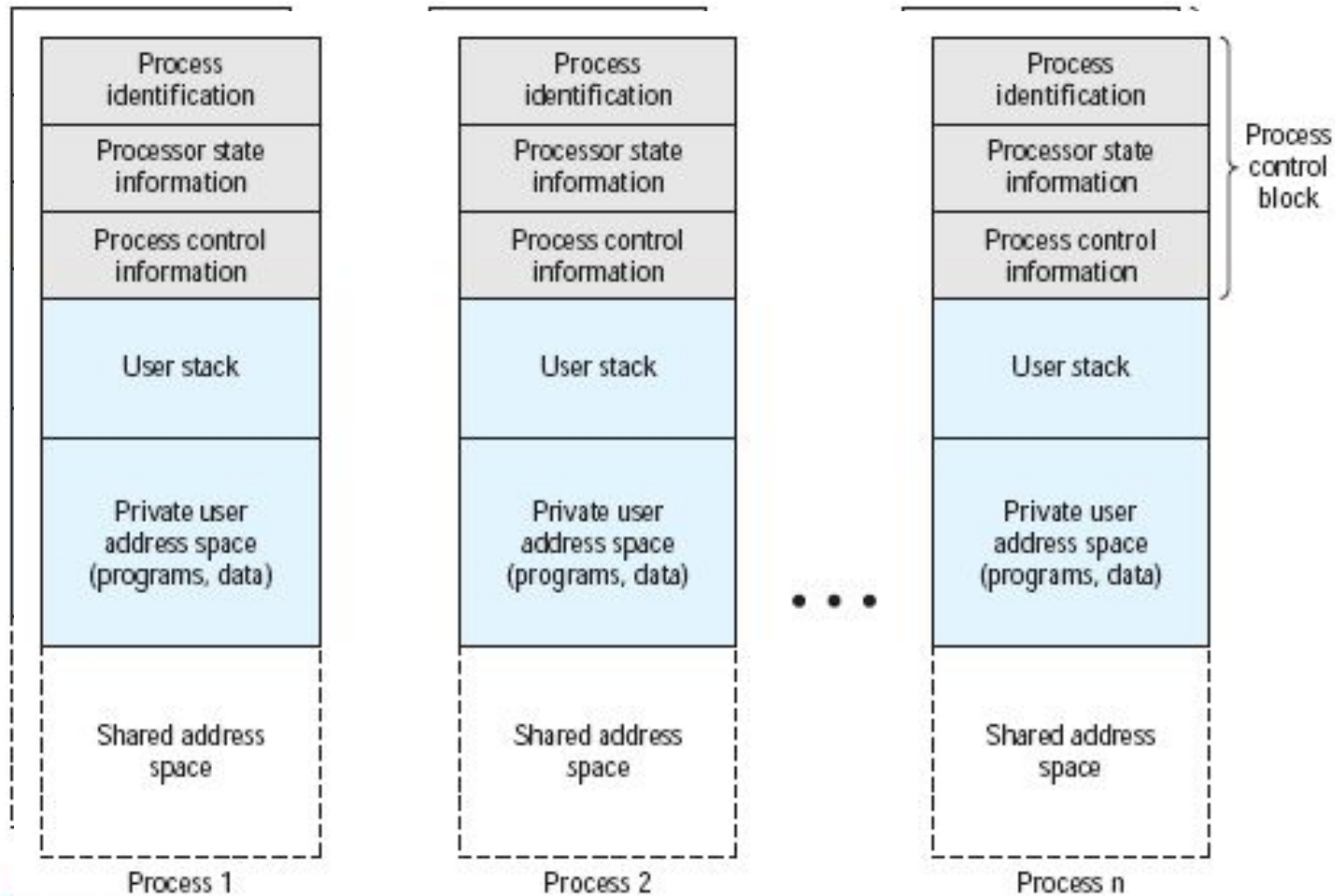
# Process Control Information

- This is the additional information needed by the OS to control and coordinate the various active processes.
  - See table 3.5 for scope of information





# Structure of Process Images in Virtual Memory



**Figure 3.13** User Processes in Virtual Memory



# Role of the Process Control Block

- The most important data structure in an OS
  - It defines the state of the OS
- Process Control Block requires protection
  - A faulty routine could cause damage to the block destroying the OS's ability to manage the process
  - Any design change to the block could affect many modules of the OS

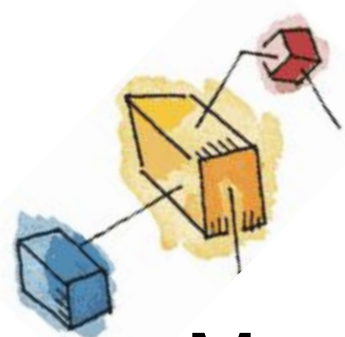




# Roadmap

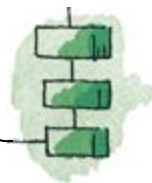
- How are processes represented and controlled by the OS.
- **Process states** which characterize the behaviour of processes.
- **Data structures** used to manage processes.
- Ways in which the OS uses these data structures to control process execution.
- Discuss process management in UNIX SVR4.






# Modes of Execution

- Most processors support at least two modes of execution
- User mode
  - Less-privileged mode
  - User programs typically execute in this mode
- System mode
  - More-privileged mode
  - Kernel of the operating system






# Process Creation

- Once the OS decides to create a new process it:
  - Assigns a unique process identifier
  - Allocates space for the process
  - Initializes process control block
  - Sets up appropriate linkages
  - Creates or expand other data structures





# Switching Processes

- Several design issues are raised regarding process switching
  - What events trigger a process switch?
  - We must distinguish between mode switching and process switching.
  - What must the OS do to the various data structures under its control to achieve a process switch?



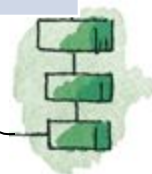


# When to switch processes

A process switch may occur any time that the OS has gained control from the currently running process. Possible events giving OS control are:

Mechanism	Cause	Use
Interrupt	External to the execution of the current instruction	Reaction to an asynchronous external event
Trap	Associated with the execution of the current instruction	Handling of an error or an exception condition
Supervisor call	Explicit request	Call to an operating system function

Table 3.8 Mechanisms for Interrupting the Execution of a Process




An illustration in the top-left corner showing a yellow cube with a red cube on top and a blue cube to the left, connected by lines, representing a process or data flow.

# Change of Process State ...

- The steps in a process switch are:
  1. Save context of processor including program counter and other registers
  2. Update the process control block of the process that is currently in the Running state
  3. Move process control block to appropriate queue – ready; blocked; ready/suspend








# Change of Process State cont...

4. Select another process for execution
5. Update the process control block of the process selected
6. Update memory-management data structures
7. Restore context of the selected process



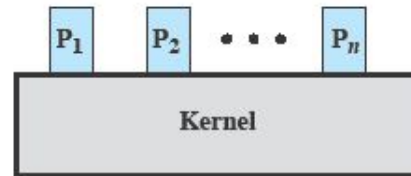


# Is the OS a Process?

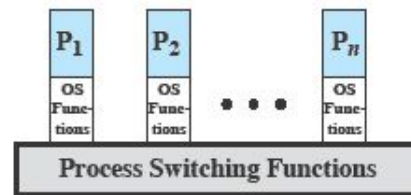
- If the OS is just a collection of programs and if it is executed by the processor just like any other program, is the OS a process?
- If so, how is it controlled?
  - Who (what) controls it?



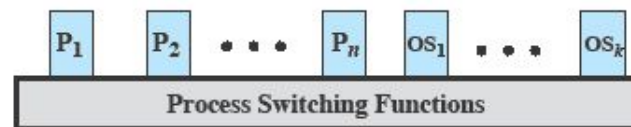
# Execution of the Operating System



(a) Separate kernel




(b) OS functions execute within user processes



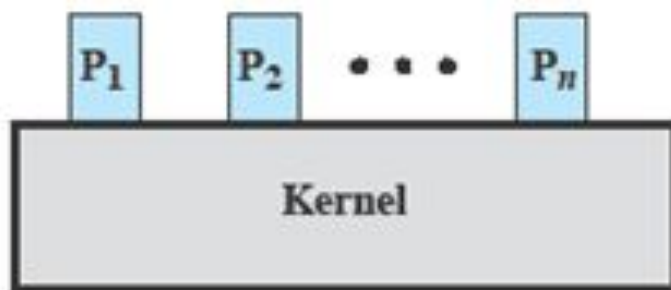
(c) OS functions execute as separate processes

Figure 3.15 Relationship Between Operating System and User Processes

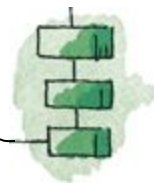


# Non-process Kernel

- Execute kernel outside of any process
- The concept of process is considered to apply only to user programs
  - Operating system code is executed as a separate entity that operates in privileged mode

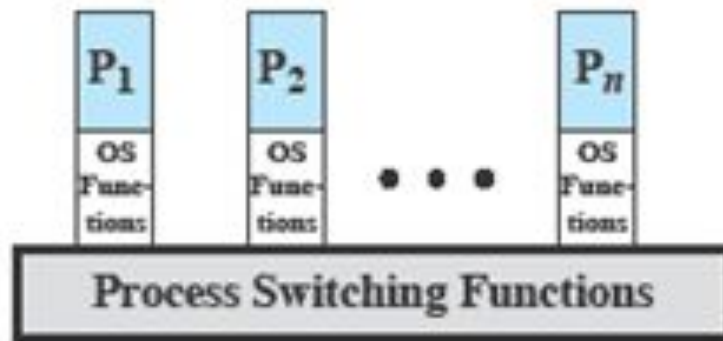


(a) Separate kernel



# Execution *Within* User Processes

- Execution Within User Processes
  - Operating system software within context of a user process
  - No need for Process Switch to run OS routine



(b) OS functions execute within user processes

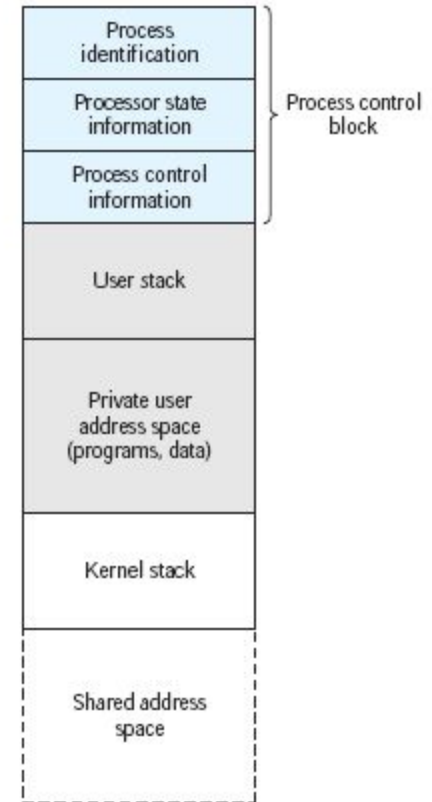

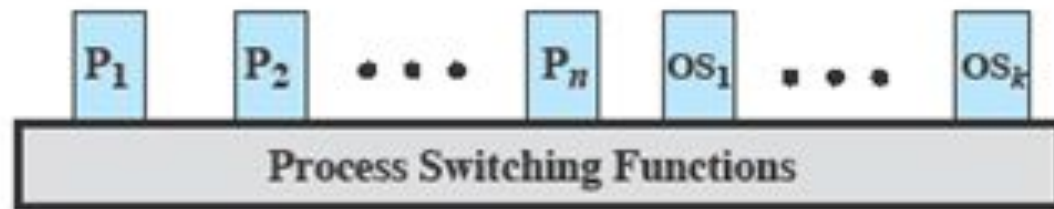


Figure 3.16 Process Image: Operating System Executes within User Space



# Process-based Operating System

- Process-based operating system
  - Implement the OS as a collection of system process



(c) OS functions execute as separate processes






# Security Issues

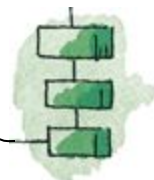
- An OS associates a set of privileges with each process.
  - Highest level being administrator, supervisor, or root, access.
- A key security issue in the design of any OS is to prevent anything (user or process) from gaining unauthorized privileges on the system
  - Especially - from gaining root access.





# System access threats

- Intruders
  - Masquerader (outsider)
  - Misfeasor (insider)
  - Clandestine user (outside or insider)
- Malicious software (malware)








# Countermeasures: Intrusion Detection

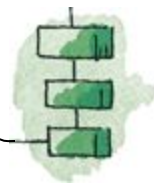
- Intrusion detection systems are typically designed to detect human intruder and malicious software behaviour.
- May be host or network based
- Intrusion detection systems (IDS) typically comprise
  - Sensors
  - Analyzers
  - User Interface






# Countermeasures: Authentication

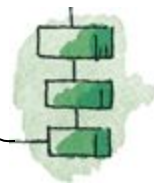
- Two Stages:
  - Identification
  - Verification
- Four Factors:
  - Something the individual ***knows***
  - Something the individual ***possesses***
  - Something the individual ***is*** (static biometrics)
  - Something the individual ***does*** (dynamic biometrics)






# Countermeasures: Access Control

- A policy governing access to resources
- A security administrator maintains an authorization database
  - The access control function consults this to determine whether to grant access.
- An auditing function monitors and keeps a record of user accesses to system resources.



# Countermeasures: Firewalls

- Traditionally, a firewall is a dedicated computer that:
  - interfaces with computers outside a network
  - has special security precautions built into it to protect sensitive files on computers within the network.






# Roadmap

- How are processes represented and controlled by the OS.
  - ***Process states*** which characterize the behaviour of processes.
  - ***Data structures*** used to manage processes.
  - Ways in which the OS uses these data structures to control process execution.
- ➔ Discuss process management in UNIX SVR4.

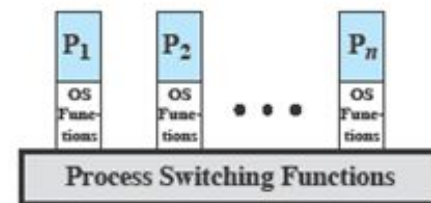




# Unix SVR4

## System V Release 4

- Uses the model of fig3.15b where most of the OS executes in the user process
- System Processes - Kernel mode only
- User Processes
  - User mode to execute user programs and utilities
  - Kernel mode to execute instructions that belong to the kernel.



(b) OS functions execute within user processes

# UNIX Process State Transition Diagram

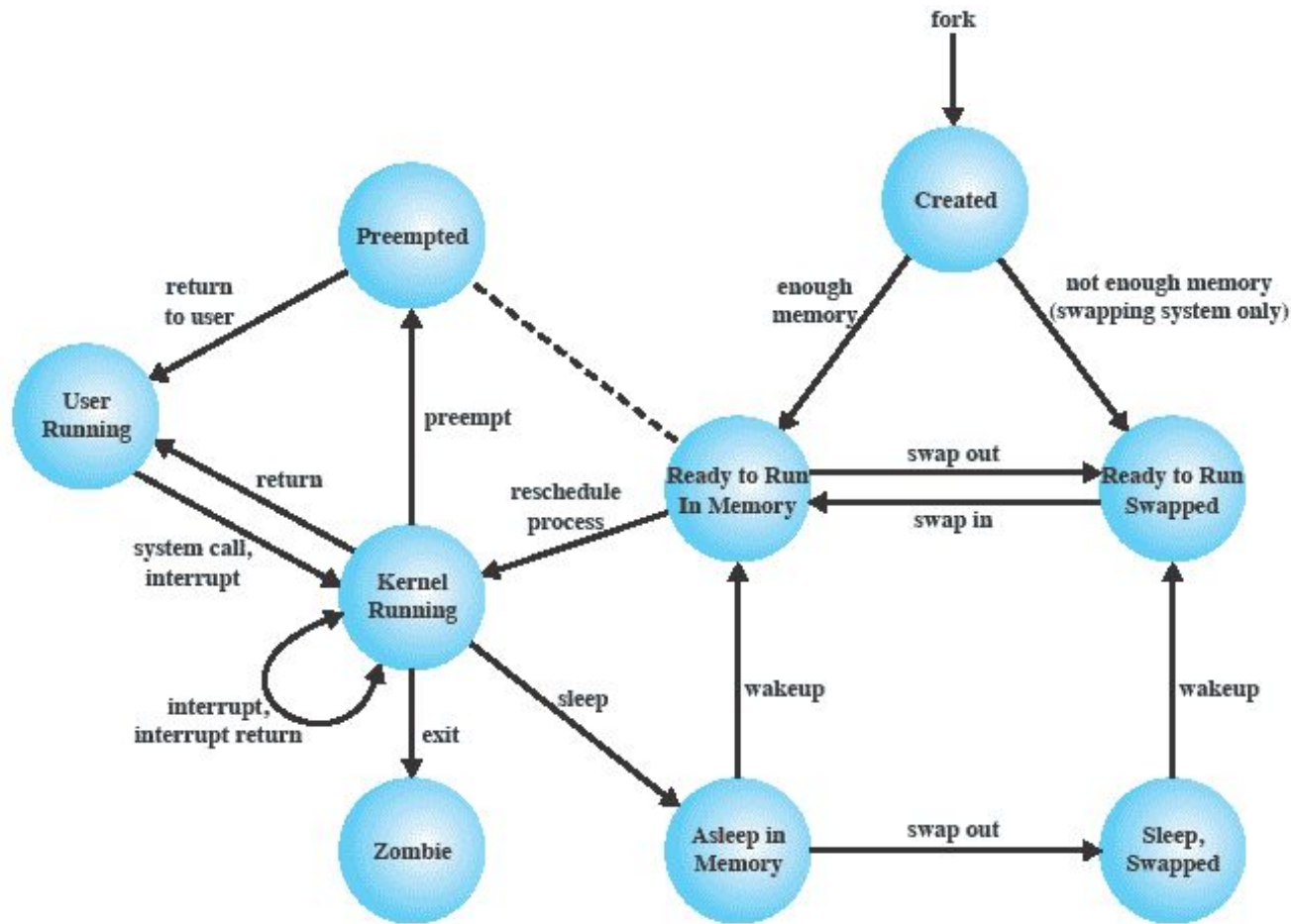




Figure 3.17 UNIX Process State Transition Diagram





# UNIX Process States

<b>User Running</b>	Executing in user mode.
<b>Kernel Running</b>	Executing in kernel mode.
<b>Ready to Run, in Memory</b>	Ready to run as soon as the kernel schedules it.
<b>Asleep in Memory</b>	Unable to execute until an event occurs; process is in main memory (a blocked state).
<b>Ready to Run, Swapped</b>	Process is ready to run, but the swapper must swap the process into main memory before the kernel can schedule it to execute.
<b>Sleeping, Swapped</b>	The process is awaiting an event and has been swapped to secondary storage (a blocked state).
<b>Preempted</b>	Process is returning from kernel to user mode, but the kernel preempts it and does a process switch to schedule another process.
<b>Created</b>	Process is newly created and not yet ready to run.
<b>Zombie</b>	Process no longer exists, but it leaves a record for its parent process to collect.








# A Unix Process

- A process in UNIX is a set of data structures that provide the OS with all of the information necessary to manage and dispatch processes.
- See Table 3.10 which organizes the elements into three parts:
  - user-level context,
  - register context, and
  - system-level context.






# Process Creation

- Process creation is by means of the kernel system call, `fork( )`.
- This causes the OS, in Kernel Mode, to:
  1. Allocate a slot in the process table for the new process.
  2. Assign a unique process ID to the child process.
  3. Copy of process image of the parent, with the exception of any shared memory.



# Process Creation cont...

4. Increment the counters for any files owned by the parent, to reflect that an additional process now also owns those files.
5. Assign the child process to the Ready to Run state.
6. Returns the ID number of the child to the parent process, and a 0 value to the child process.



# After Creation

- After creating the process the Kernel can do one of the following, as part of the dispatcher routine:
  - Stay in the parent process.
  - Transfer control to the child process
  - Transfer control to another process.

