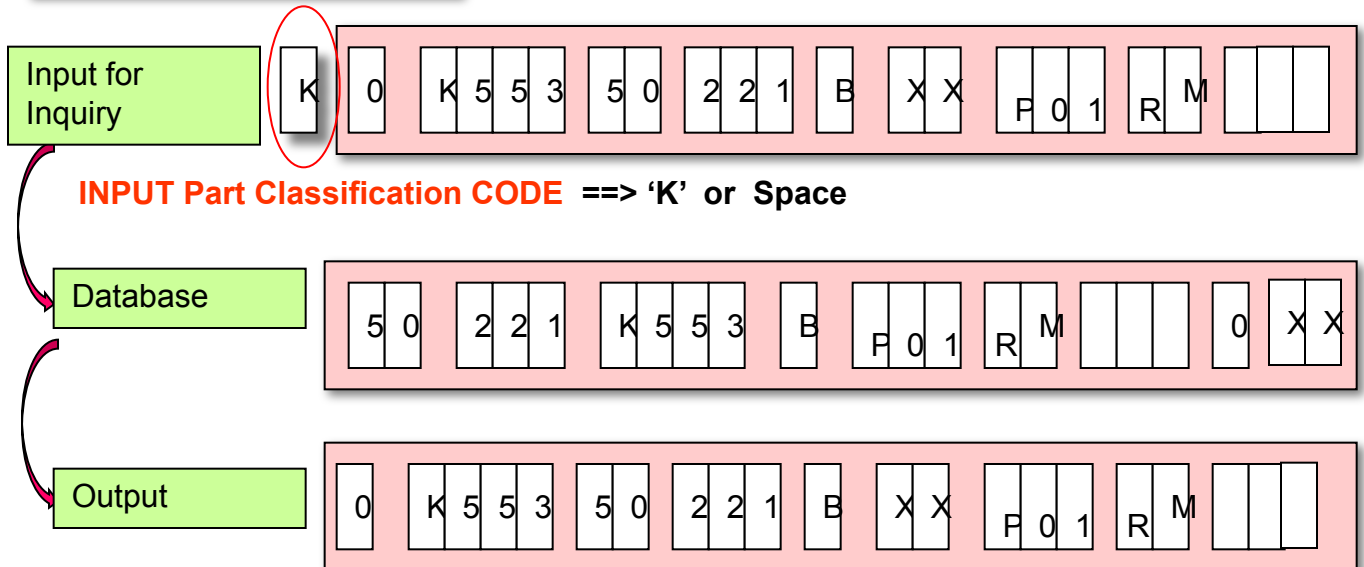


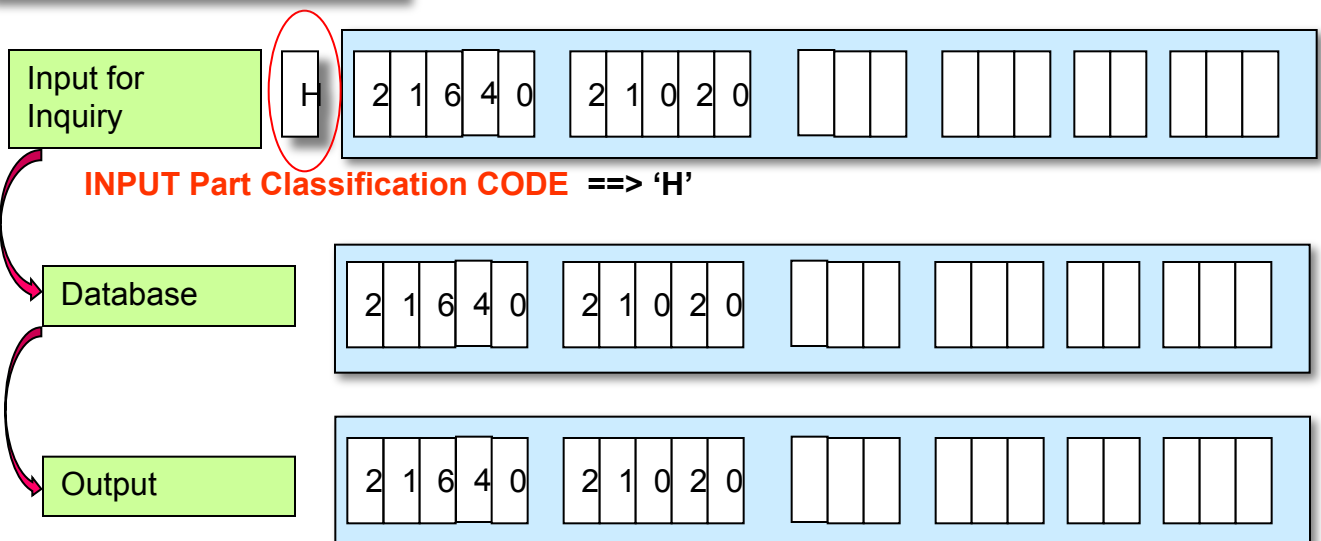
# STRUCTURE OF THE PART NUMBER

## ■ Comparison of Part Number

### KMC sourcing part



### HMC sourcing part



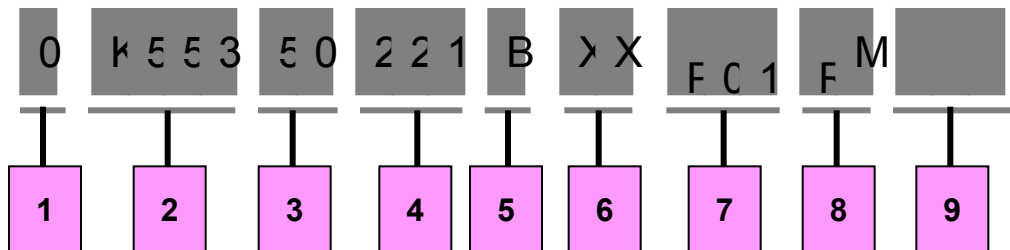


## STRUCTURE OF THE PART NUMBER

### ■ Comparison of Part Number

KMC SOURCING PART

IMAGE MODE (Use On-line Screen Operation) - 21BYTE



※ Any space in part number is not existing any longer.

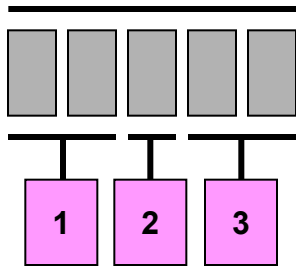
1	Design Code	Design Code
2	Model Code	Applies to the vehicle on which a part was first used
3	Group	Show the function and type of the part
4	Group Serial No.	Engineering change code
5	Suffix	Distinguish the part from same BASIC NO and MODEL NO
6	Color Code	Color Code
7	Trial No.	Not Used
8	Id Code	Not Used
8	Spare Code	Not Used

# STRUCTURE OF THE PART NUMBER

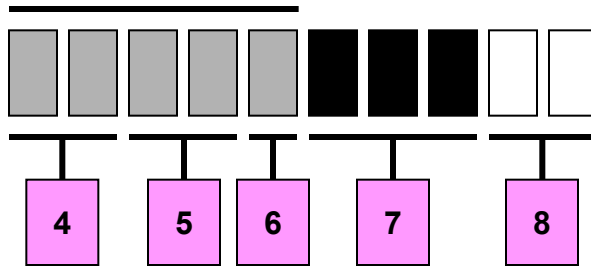
## ■ Comparison of Part Number

### HMC SOURCING PART

#### BASIC NO.



#### DESIGN NO.



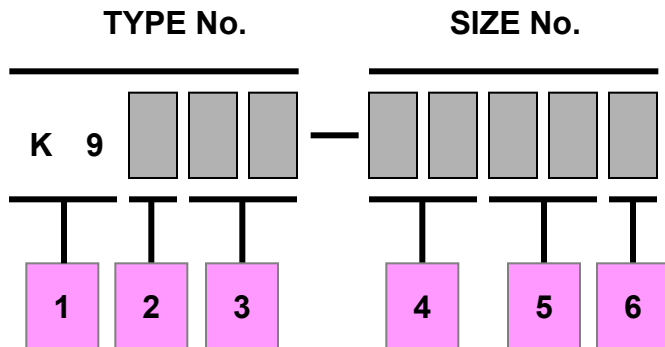
1	MAIN GROUP NO.	Describes the part function or installation positioning
2	SUB GROUP NO.	Detailed description's of the Main Group No.
3	BASIC DETAIL NO.	Describes the parts functions
4	VEHICLE MODEL NO.	Describe the application model number
5	DESIGN SERIAL NO.	Distinguish the part from same Basic No. and Model No.
6	DESIGN REVISION NO.	Design Serial No's revision number
7	COLOR CODE	Color code
8	SPARE	Spare code

Ex) PART NO.     PART NAME  
21100-02000 CYLINDER BLOCK

# STRUCTURE OF THE PART NUMBER

## ■ Comparison of Part Number

### KMC SOURCING H/WARE PART NO LAYOUT



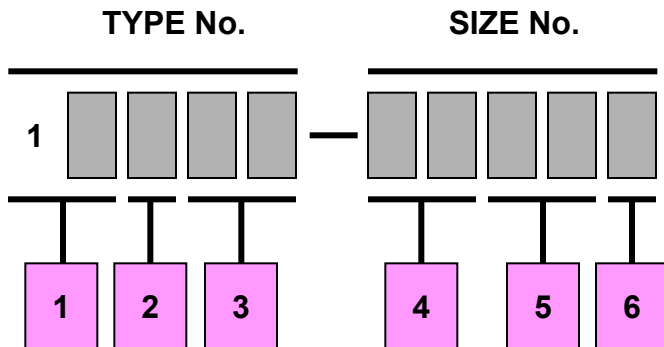
1	MAIN GROUP NO.	Describes the part function or installation positioning
2	SUB GROUP NO.	Detailed description's Main Group No.
3	BASIC DETAIL NO.	Describes the parts functions
4	NOMINAL SIZE NO.	Nominal size number
5	SUB SIZE NO.	Sub size number
6	MISCELLANEOUS or FINISH NO.	Part's miscellaneous or finish number

Ex) PART NO.                      PART NAME  
K99283-1000B                      CLIP-HOSE

## STRUCTURE OF THE PART NUMBER

### ■ Comparison of Part Number

#### HMC SOURCING H/WARE PART NO LAYOUT



1	MAIN GROUP NO.	Describe the part function or install position
2	SUB GROUP NO.	Details description's MAIN GROUP NO.
3	BASIC DETAIL NO.	Describe the part function
4	NOMINAL SIZE NO.	Nominal size number
5	SUB SIZE NO.	Sub size number
6	MISCELLANEOUS or FINISH NO.	Part's Miscellaneous or finish number

Ex) PART NO.    PART NAME  
14720-06801   CLIP-HOSE

## STRUCTURE OF THE PART NUMBER

## ■ Group Table (KMC)

1st Digit									2nd D G	
									2nd Digit	
	8	7	6	5	4	3	2	1	0	1st
9	SPECIAL PLANT	BODY PANEL	INST. PANEL	BUMPER ATTACHMENT	EXH. PIPE SILENCER		INTAKE / EXHAUST	CYL BLOCK	CAR	
	DRIVE SHAFT	BODY PANEL	HEATER COOLER	LAMP	ENGINE CONTROL		TRANS MISSION(AT)	CRANK MECHANISM	ENG/MISSION COMPT.	
	F. WINCH	REAR DOOR	BACK DOOR	F FENDER/LID	FUEL TANK	STEERING	SERVICE PARTS(K)	VALVE SYSTEM	ENGINE COMPT.	
	DUMP CONTROL	REAR DOOR	WDSHD. B. DOOR	BODY SHELL	FOOT BRACK/CLUTCH	FRT. AXLE	SERVICE PARTS(ED)	INTAKE / EXHAUST	TRANS COMPT.	
	MODEL ADDITION	SERVICE PARTS(B)	CONTROL/GLOVE LID	BODY SHELL	PARKING BRAKE	FRONT SUSPENSION	SERVICE PARTS(ED)	ENGINE LUBRICATION	FRT. AXLE	
	POWER TANK OFF	SERVICE PARTS(S)	BOX (TRUCK)	INST. PANEL	PIPING		PROPELLER SHAFT	COOLING SYSTEM	RER. AXLE	
		SERVICE PARTS(G)	BODY ELEC.	BODY ATTACHMENT	CHANGING		RER. AXLE	CLUTCH	MODEL YEAR	
	ELECTRICAL		BODY ELEC.	SEAT		AXLE EXTRACTION	DRIVING DIFF.	TRANS MISSION(MT)	BODY COMPT.	
	SEAT	OPTION	TRIM	FRONT DOOR		MAIN FRAME	REAR SUSPENSION	ENGINE ELECTRICAL		
	COLOR TABLE	OPTION	MIRROR/SUN ROOF	FRONT DOOR	SERVICE PARTS(C)	ENGINE MOUNTING		TRANS MISSION(AT)	KEY SET	

## STRUCTURE OF THE PART NUMBER

## ■ Group Table (HMC)

TRIM	BODY - SIDE & ROOF	BODY - FLOOR	CHASSIS	CHASSIS	ENGINE	ENGINE	2nd DIG		SPECIAL PARTS
							1st DIG	0	
8	7	6	5	4	3	2	1	0	
LOCK & OPENING LINKS	FR BODY	RR DECK	FR AXLE	CLUTCH	FUEL SYSTEM	CYLINDER BLOCK	BOLTS	DRAWINGS - SECTION	DRAWINGS - MASTER - OVERALL
MISCELLANEOUS PARTS	SIDE BODY	FRAME & MEMBER	RR AXLE		CARBURETOR & CONTROLS	CYLINDER HEAD	MACHINE & TAPPING	DRAWINGS - SKETCH - SOLUTION	
COVERING & CEILING	RR BODY	FRAME & MEMBER	DIFFERENTIAL	MANUAL TRANSMISSION	INJECTION SYSTEM	MAIN MOVING	NUTS & WASHERS	DRAWINGS - ASSY - INSTL	
INTERIOR TRIMS	ROOF	MTG	SUSPENSION - FR	TRANSFER		TIMING SYSTEM	FASTENERS & MISCELLANEOUS PARTS		
INTERIOR TRIMS	DOOR	FLOOR & ENGINE COMPARTMENT	SUSPENSION - RR	AUTOMATIC TRANSMISSION		COOLING SYSTEM	FITTINGS - TUBE - PIPE	CHART & TABLE	
EXTERIOR TRIMS	FLAP	PNL & FRAME	STEERING		STARTING SYSTEM	LUBRICATION SYSTEM	BEARINGS - ANTI-FRICTION		
EXTERIOR TRIMS	FLAP	PNL & FRAME	STEERING - POWER	POWER & TAKE OFF COOLING SYSTEM	CHARGING SYSTEM	INTAKE & EXHAUST SYSTEM	NON - METALLIC SOFTWARES	DRAWINGS - SPEC - CONTROL	
SEAT	VENTILATOR		BRAKES		AIR COMPRESSOR	INTAKE & EXHAUST SYSTEM	ELECTRIC - FASTENERS - FITTINGS	VOR KIT	
SEAT			BRAKES - PARKING	PROPELLER SHAFT	CENTRAILED LUBRICATION SYSTEM		STD PARTS INCH SYSTEM	TOOLS - SPECIAL	