

The background is a vibrant, colorful illustration. In the top left, there are several pink and yellow flowers, some with green leaves, and several small hearts in various colors (pink, yellow, blue) floating in the air. A white cloud is also visible. In the bottom left, there is a yellow paper boat on a green wavy line representing water. Inside the boat, there are more flowers, including a large yellow one and a pink one, and a small red bird. The overall style is whimsical and child-friendly.

Урок английского языка

УКАЗАТЕЛЬНЫЕ МЕСТОИМЕНИЯ

2 класс

Учитель английского языка

ГБОУ школа № 83

г. Санкт-Петербург


Корчагина Виктория Евгеньевна

**This fish has a thin fin,
That fish has a thick fin,
This fish is a fish that has a thinner fin
Than that fish.**



Когда мы указываем на объекты, мы используем:

ЭТОТ – ТОТ
ЭТИ - ТЕ



Объект может быть

ОДИН



или

несколько



Объект может быть:

близко



или

далеко



Этот – This

Тот – That

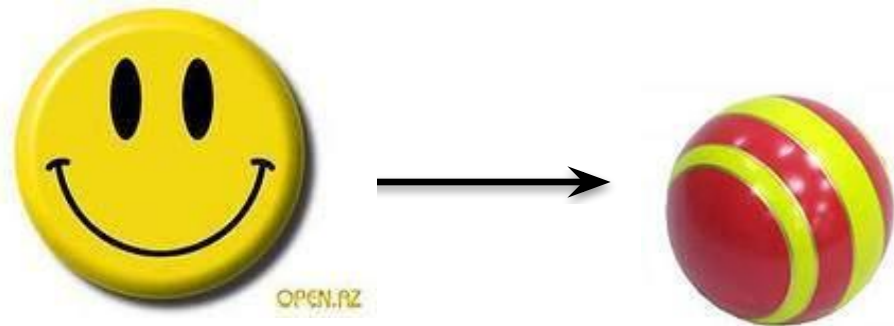
Эти – These

Те - Those





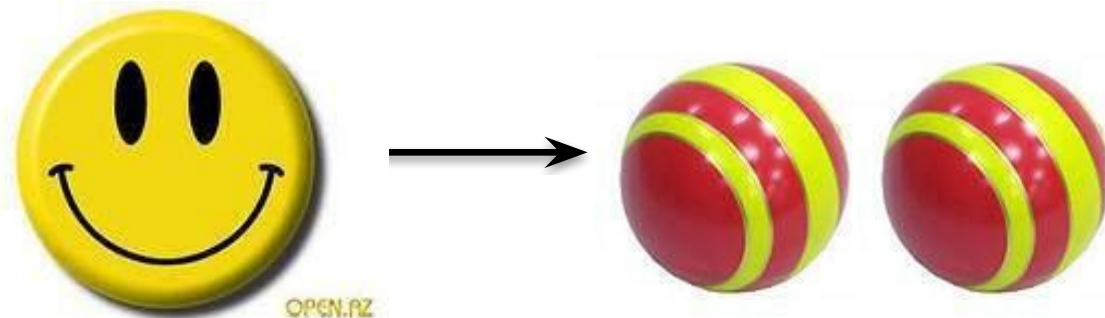
This is a ball



That is a ball



These are balls



Those are balls

близко

далеко

ед.ч.

This

That

мн.ч

These

Those



Вставьте нужное местоимение.

1.



That **is** a doll.

2.



Those **are** balls.

3.



This **is** a girl.

4.



This **are** balls.

Заполните пропуски.

1.



is a toy.

2.




are toys.



3.



4.



are plans.



5.



is a plane.



are dogs.

Заполните пропуски.

1.



That

is a toy.

2.



Those

are toys.

3.



4.



Those

are planes.

This

is a plane.

5.



These

are dogs

Вставъте is или are

1. This a train.

2. These trains.

1. That a book.

2. Those books.



Вставъте is или are

1. This **is** a train

2. These **are** trains

1. That **is** a book

2. Those **are** books





Молодцы!

Good job!