1 III 7 45 IV 032 XX 2012

# Волшебные цифры

Учиться считать люди стали в незапамятные времена. А учителем была у них сама жизнь. Есть и сейчас на земле племена, которые при счете не могут обойтись без помощи пальцев.



*Около 5 тысяч лет назад* люди додумались до того, что числа можно записывать не просто зарубками, а по разрядам: отдельно единицы, отдельно десятки, отдельно сотни

ЕГИПЕТ

ВАВИЛОН

Р И М

I II III IV V VI VII VIII IX X

1 2 3 4 5 6 7 8 9 10

XX XXX XL L LX XC C D M

20 30 40 50 60 90 100 500 1000

# Китайцы тоже пользовались десятичной системой счета. Вот иероглифы-цифры

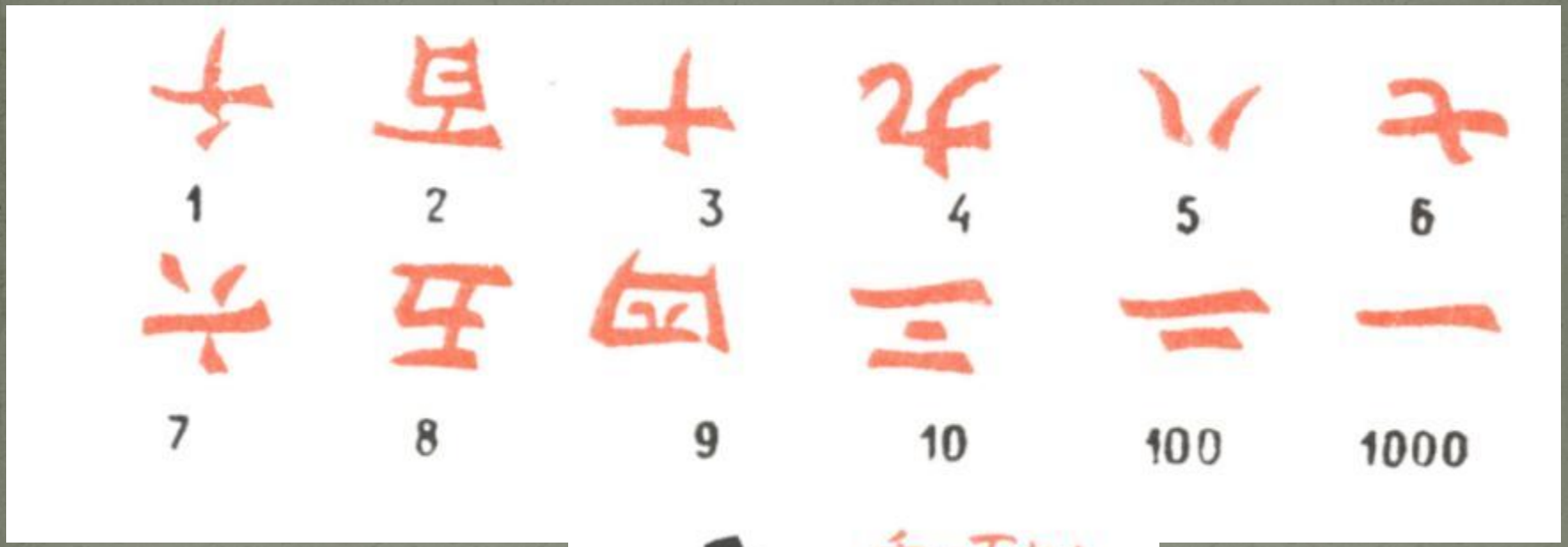

Славянская алфавитная нумерация возникла в *9-10* веке и встречалась до *16* века. Способ записи цифр буквами древние славяне позаимствовали от греков.

Ее название «кириллица» происходит от имени славянского просветителя Кирилла Философа.

Над буквами-числами ставился особый знак, названный «титло».



# Волшебные цифры



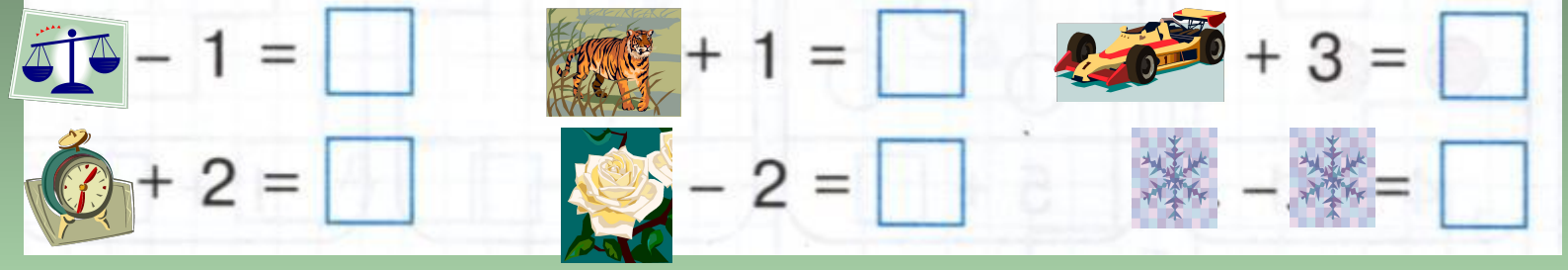

# Волшебные цифры



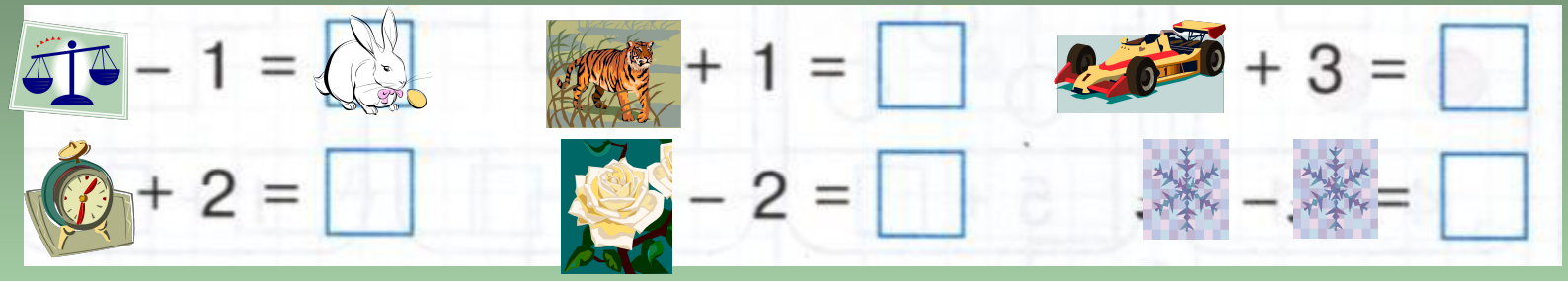

# Волшебные цифры



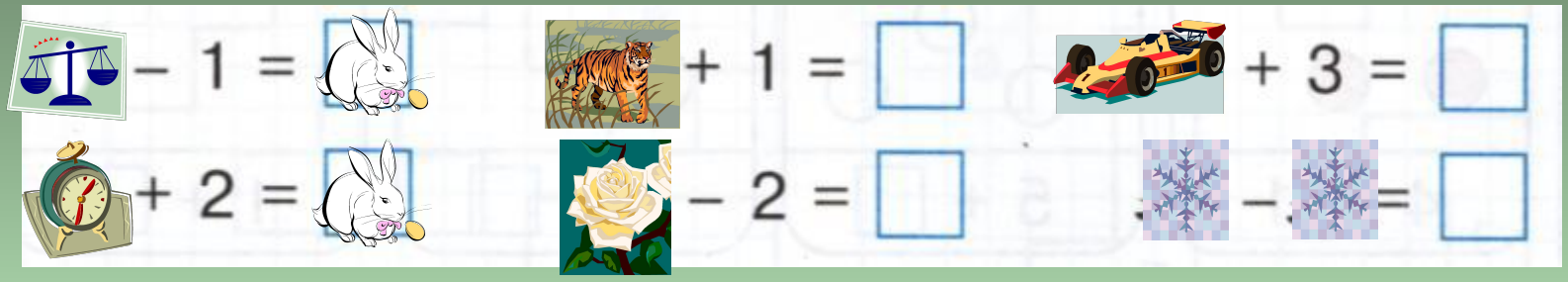

# Волшебные цифры



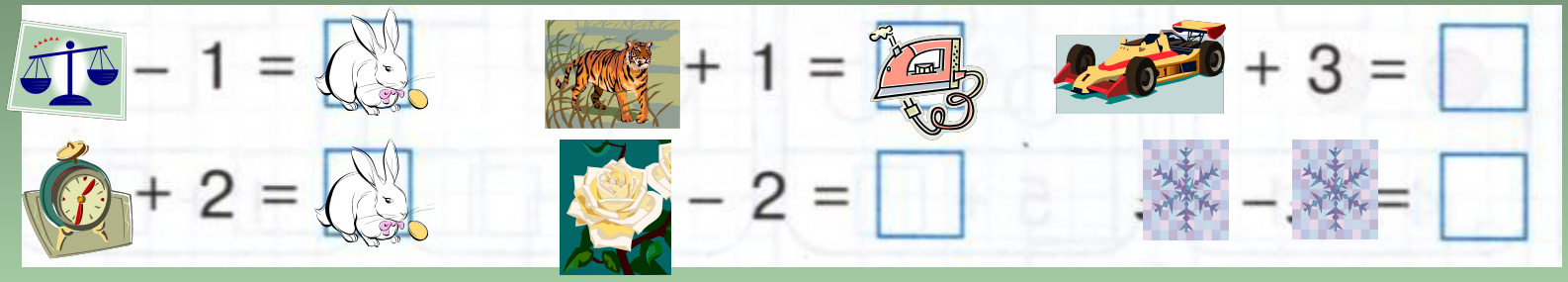

# Волшебные цифры





# Волшебные цифры





# Волшебные цифры





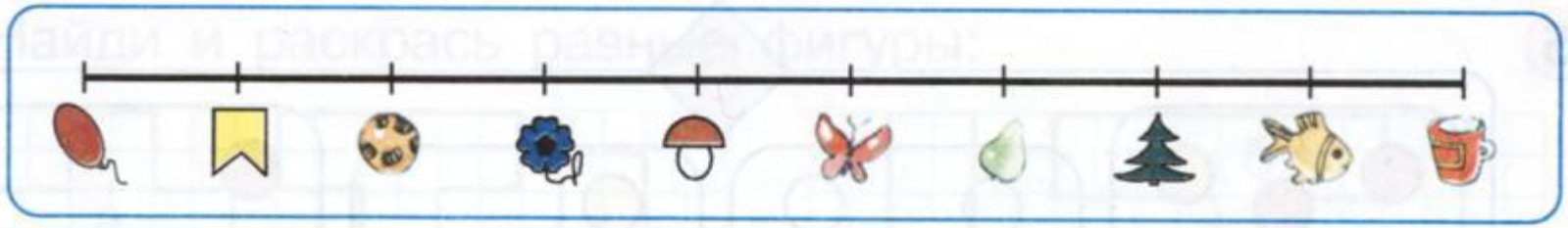

**1**

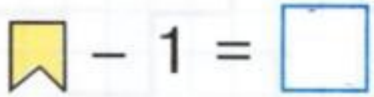 – 1 = ☐

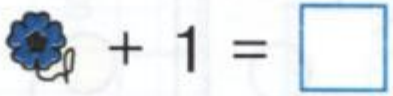 + 1 = ☐

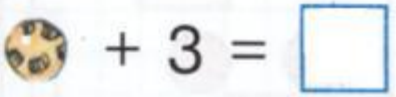 + 3 = ☐

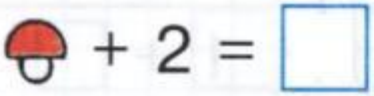 + 2 = ☐

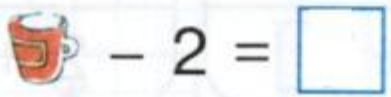 – 2 = ☐

–  = ☐

**2**

>, <, =

☐

☐

☐

☐

☐

☐

+ ☐ +

+ 1 ☐ + 2

– 1 ☐ – 2

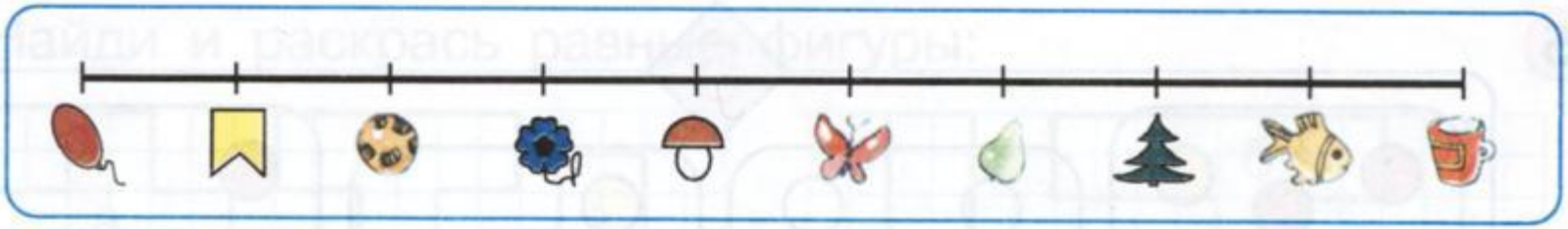

**1**

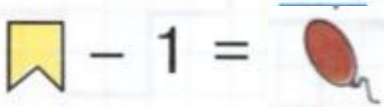 – 1 =

+ 1 = ☐

+ 3 = ☐

+ 2 = ☐

– 2 = ☐

 = ☐

**2**

>, <, =

+ 1 ☐ + 2

– 1 ☐ 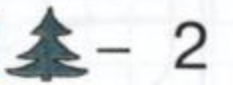 – 2

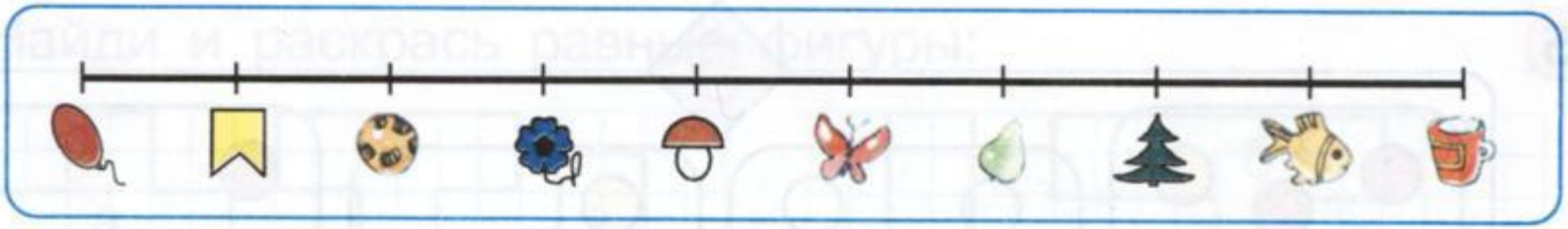

**1**

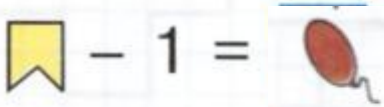 – 1 =

+ 1 = ☐

+ 3 = ☐

+ 2 =

– 2 = ☐

– = ☐

**2**

**>, <, =**

☐

☐

☐

☐

☐

☐

☐

☐

☐ 

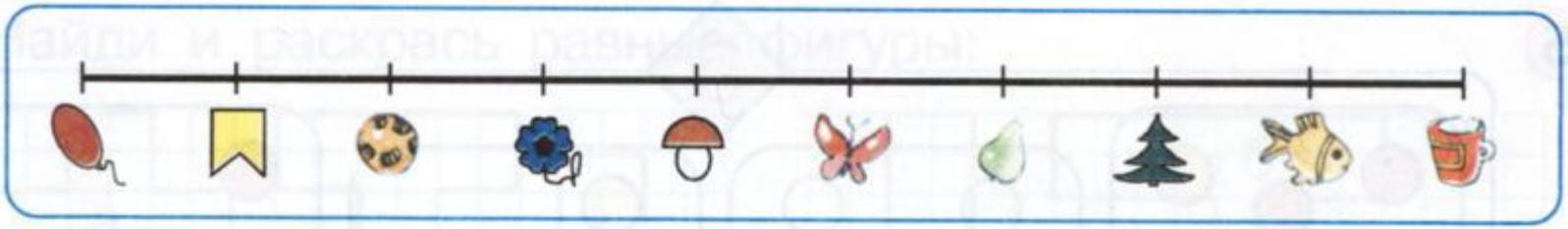

**1**

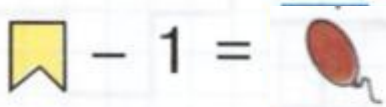 – 1 =

+ 1 =

+ 3 = ☐

+ 2 =

– 2 = ☐

– = ☐

**2**

**>, <, =**

☐

+  ☐

+ ☐ +

☐

– ☐

+ 1 ☐ + 2

☐

– ☐

– 1 ☐ – 2

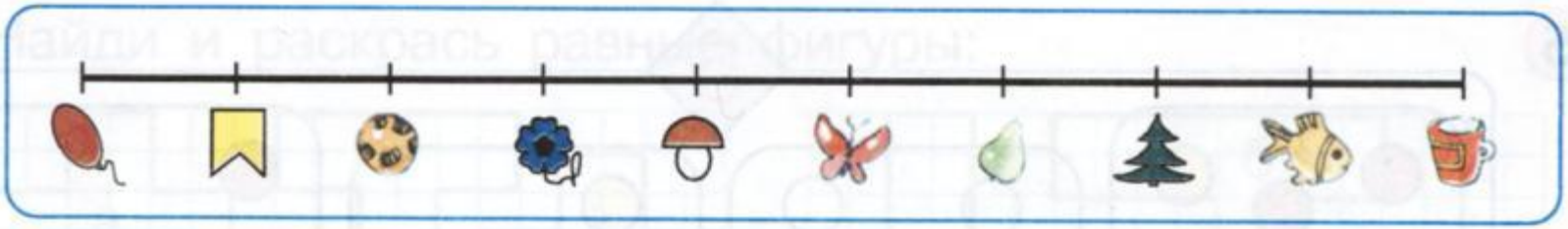

**1**

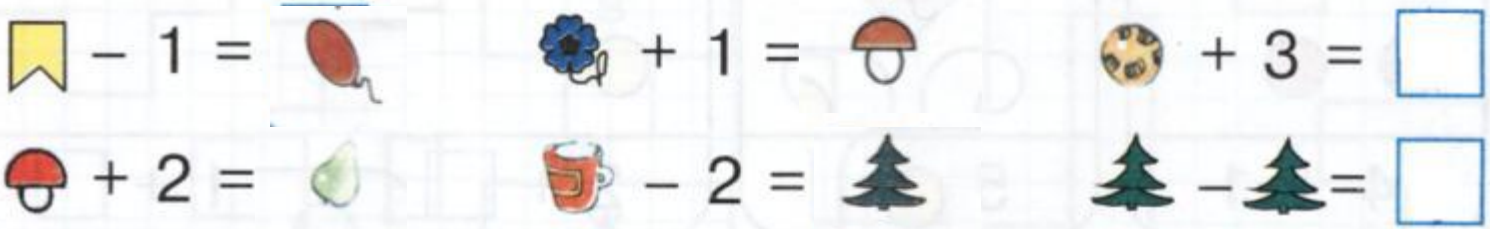


**2**

>, <, =

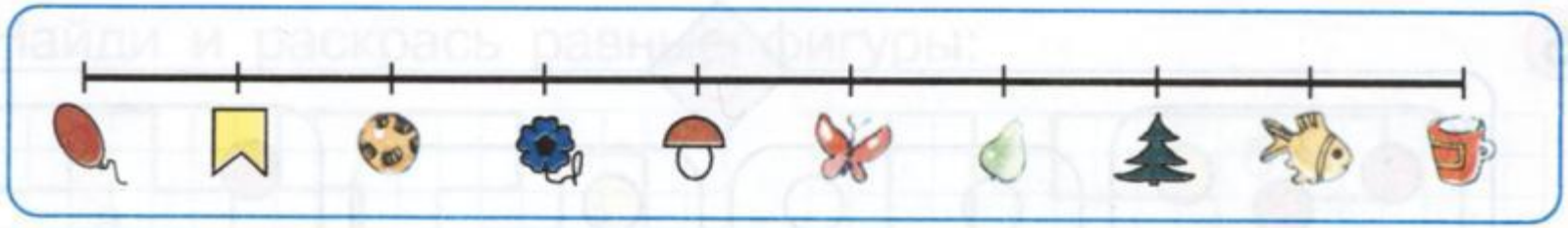

**1**

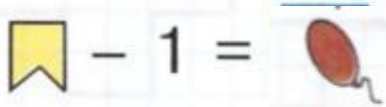 – 1 =

+ 1 =

+ 3 =

+ 2 =

– 2 =

– =

**2**

>, <, =

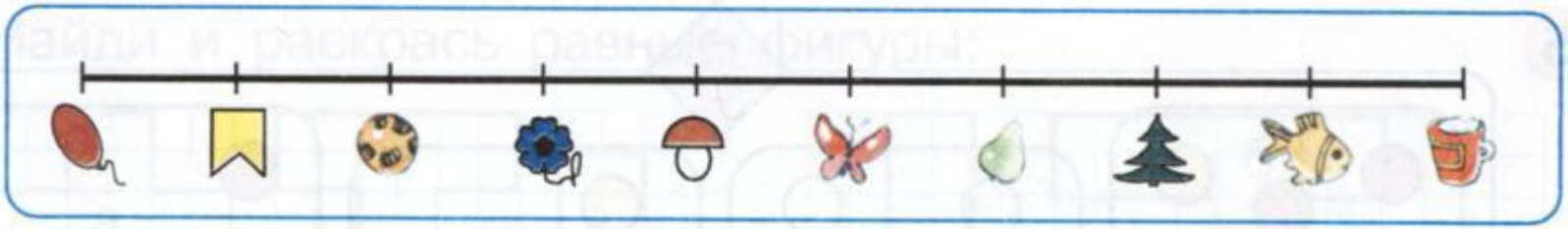

**1**

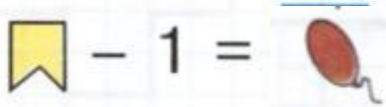 – 1 =

+ 1 =

+ 3 =

+ 2 =

– 2 =

– =

**2**

>, <, =



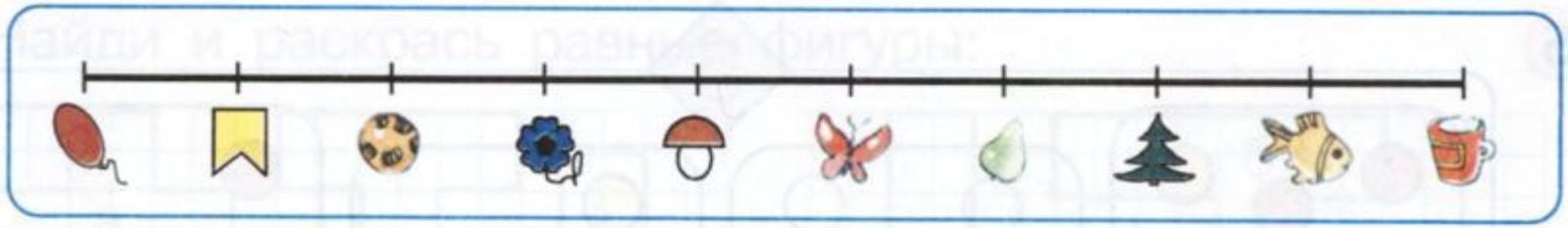

**1**

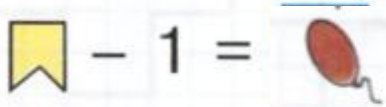 – 1 =

+ 1 =

+ 3 =

+ 2 =

– 2 =

– =

**2**

**>, <, =**

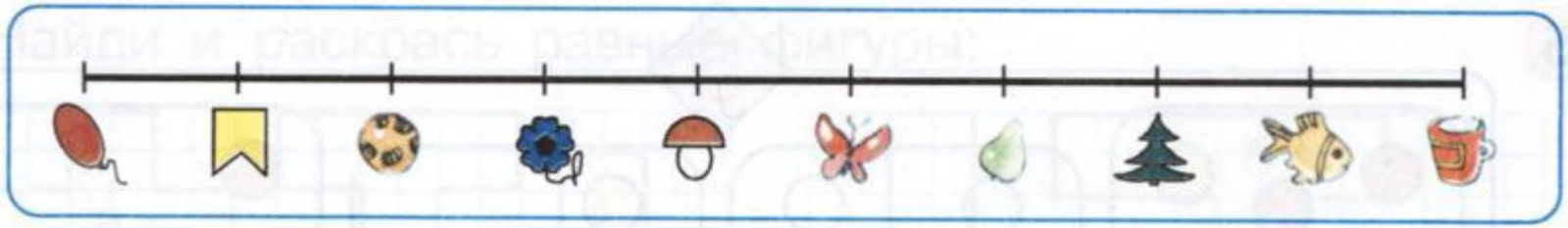

**1**

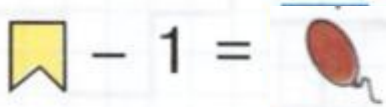 – 1 =

+ 1 =

+ 3 =

+ 2 =

– 2 =

– =

**2**

**>, <, =**

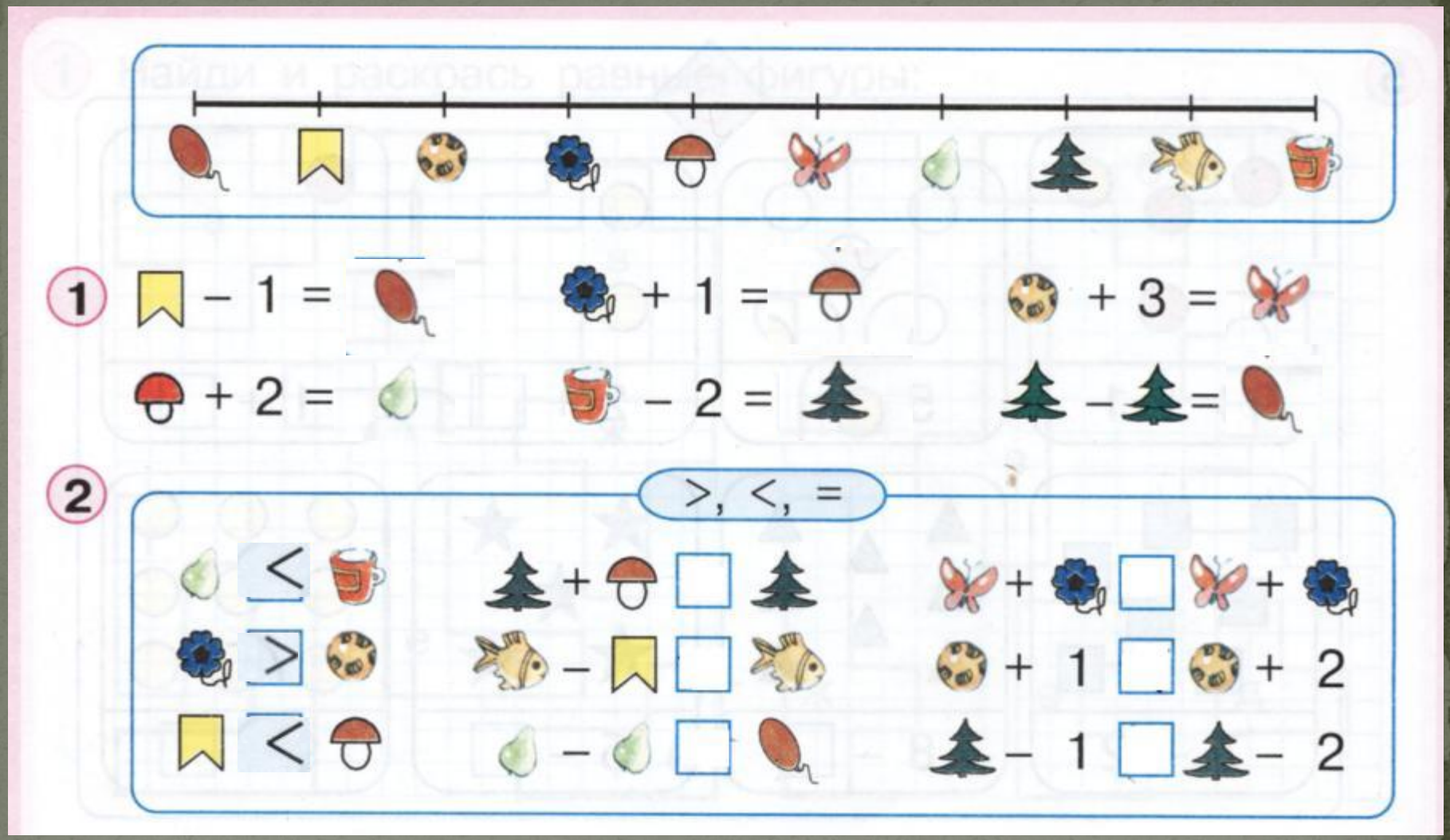
1
– 1 =
+ 1 =
+ 3 =
+ 2 =
– 2 =
– =
2
>, <, =
<
+
+
+
>
–
+ 1
+ 2
<
–
– 1
– 2

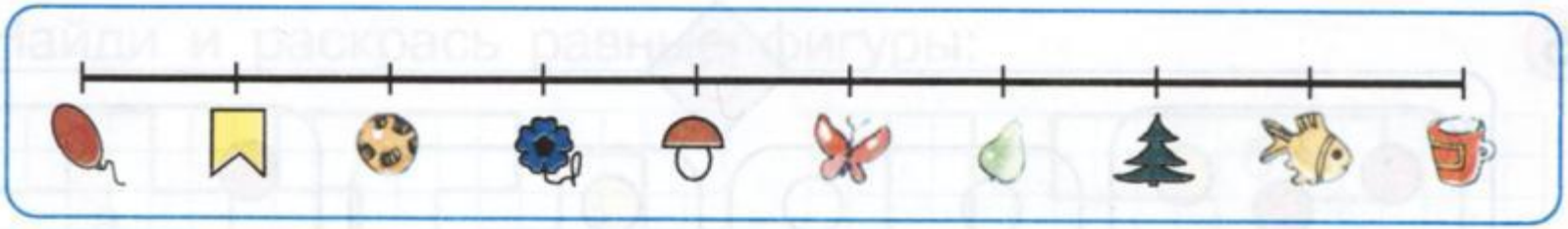

**1**

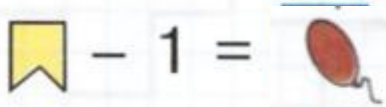 – 1 =

+ 1 =

+ 3 =

+ 2 =

– 2 =

– =

**2**

**>, <, =**

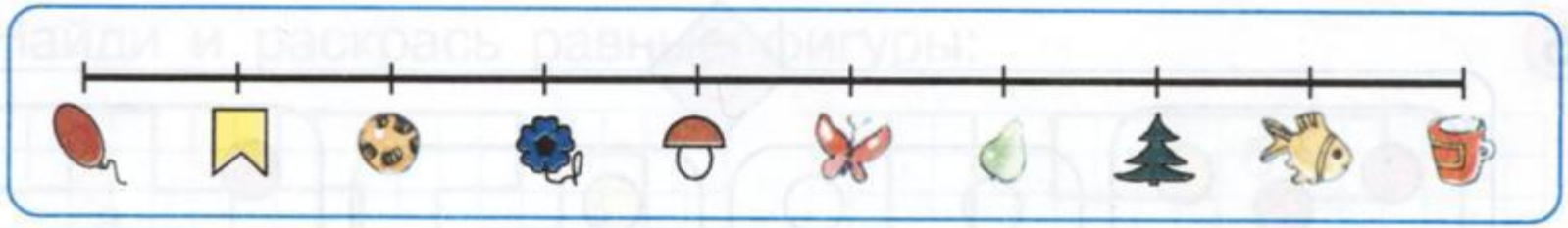

**1**

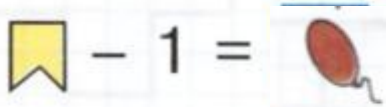 – 1 =

+ 1 =

+ 3 =

+ 2 =

– 2 =

– =

**2**

**>, <, =**

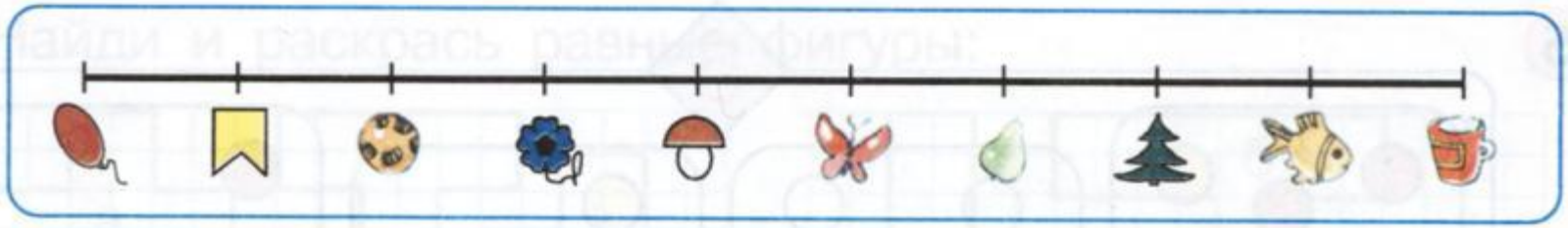

**1**

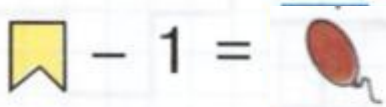 – 1 =

+ 1 =

+ 3 =

+ 2 =

– 2 =

– =

**2**

**>, <, =**

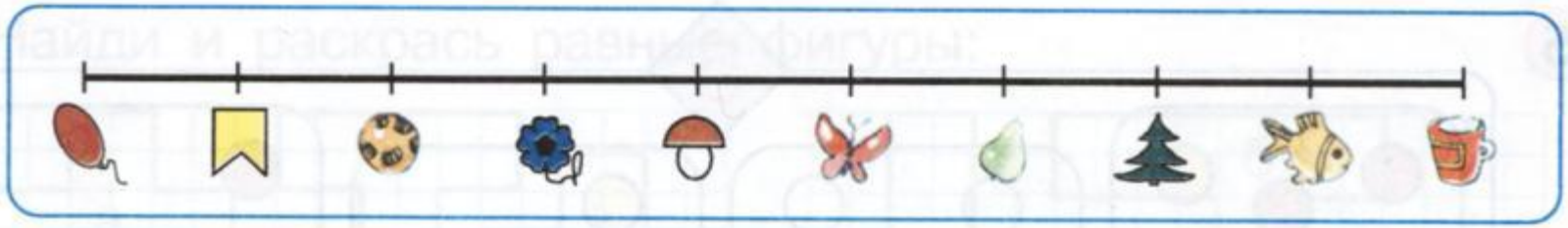

**1**

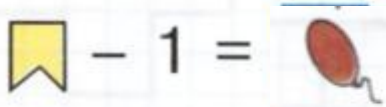 – 1 =

+ 1 =

+ 3 =

+ 2 =

– 2 =

– =

**2**

**>, <, =**

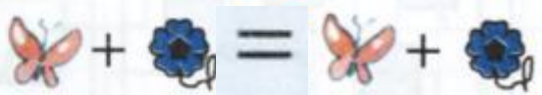

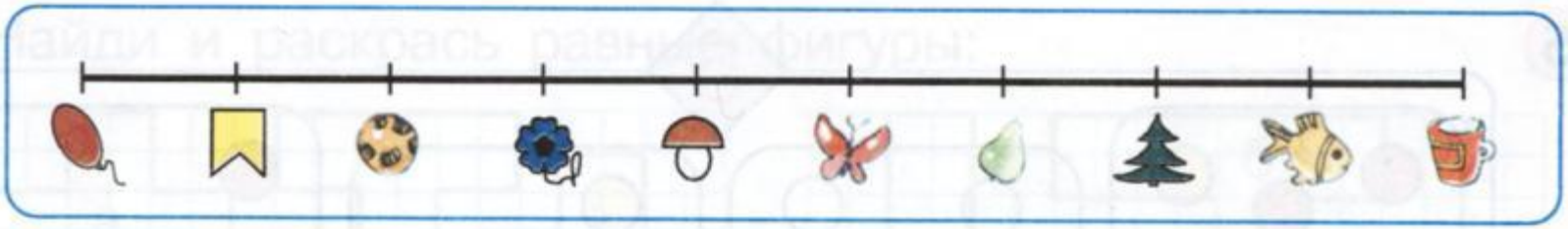

**1**

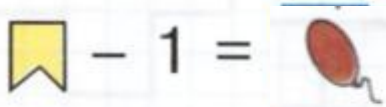 – 1 =

+ 1 =

+ 3 =

+ 2 =

– 2 =

– =

**2**

**>, <, =**

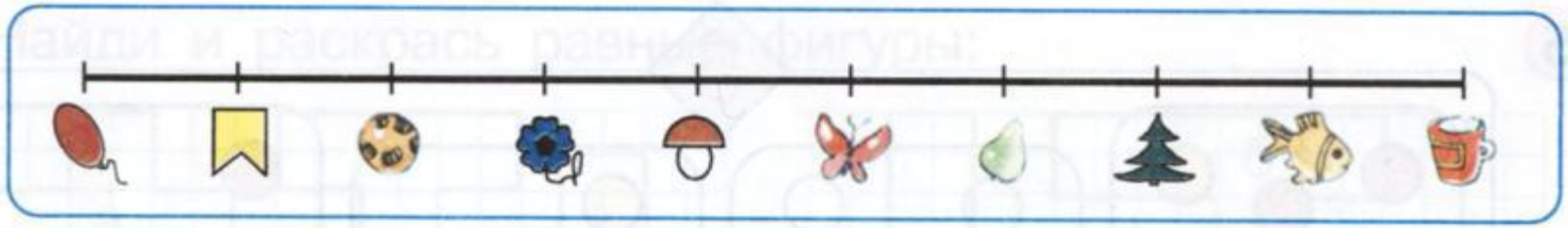

**1**

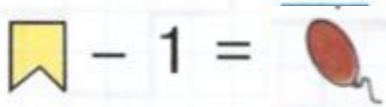 – 1 =

+ 1 =

+ 3 =

+ 2 =

– 2 =

– =

**2**

**>, <, =**

*Существует еще один способ записи чисел – римские цифры. И в наше время римские цифры иногда находят себе применение. Их можно увидеть на циферблатах часов, на корешках книг, на праздничных лозунгах.*

| | | | |
|---|---|---|---|
| 1 | I | 6 | VI |
| 2 | II | 7 | VII |
| 3 | III | 8 | VIII |
| 4 | IV | 9 | IX |
| 5 | V | 10 | X |

| | | | |
|---|---|---|---|
| 11 | XI | 50 | L |
| | | 60 | LX |
| 20 | XX | 90 | XC |
| 30 | XXX | 100 | C |
| 40 | XL | 500 | D |
| | | 1000 | M |




*Постепенно первоначальные цифры превратились в наши современные цифры. Нынешняя форма цифр установилась только после книгопечатания – в XV веке. И сейчас эти цифры при написании чисел используют все люди на земном шаре.*