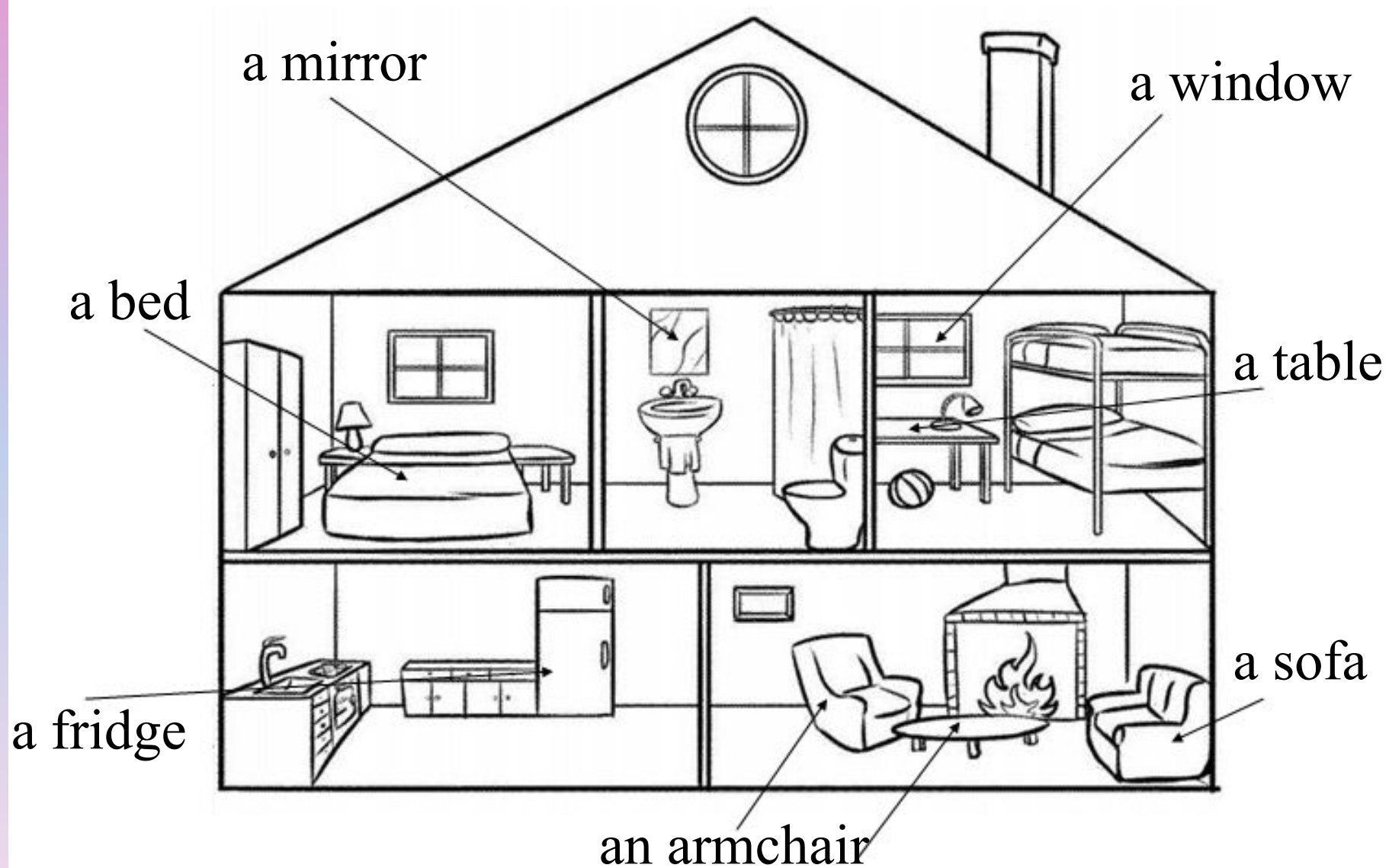


Mother, father, sister, brother
Hand in hand with one another





there is

there are

“there is” – когда предмет один,

“there are” – когда предметов много.

- | | | |
|----|------------------|---------------------------|
| 1. | <i>There are</i> | nice flowers in the room. |
| 2. | <i>There is</i> | a red vase on the table. |
| 3. | <i>There are</i> | chairs next to the table. |
| 4. | <i>There is</i> | a sofa in the room. |
| 5. | <i>There are</i> | books in the bag. |
| 6. | <i>There are</i> | balls under the table. |
| 7. | <i>There is</i> | a mirror in the bedroom. |
| 8. | <i>There are</i> | pens on the book. |
| 9. | <i>There are</i> | bridges in the town. |

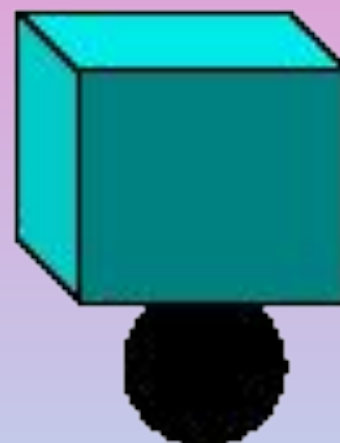




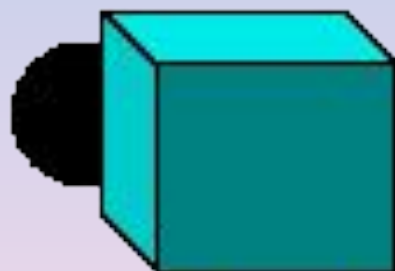
next to



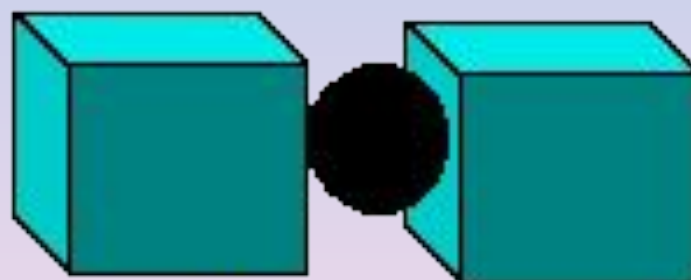
on



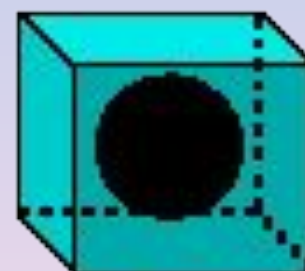
under



behind



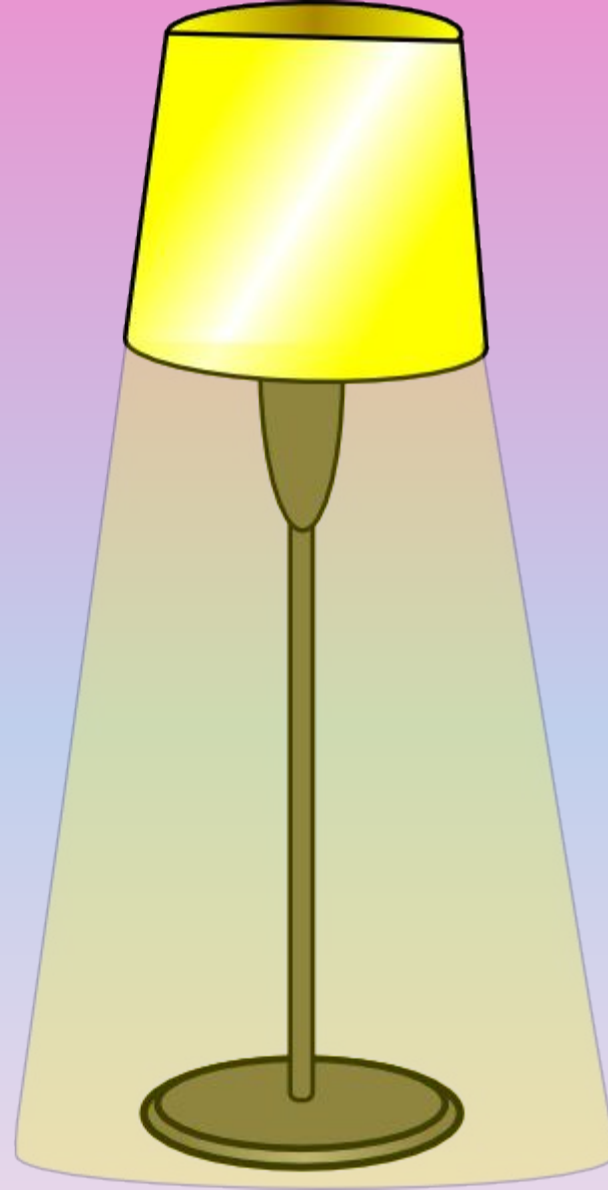
between




in



The mouse is behind the box.




The boy is next to the lamp.



The apples are in the box.



The doll is on the chair.



The ball is under the table.



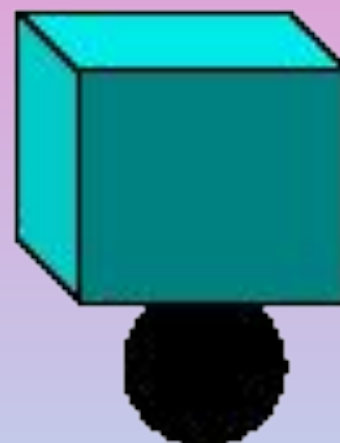
The girl is between the dog and cat.



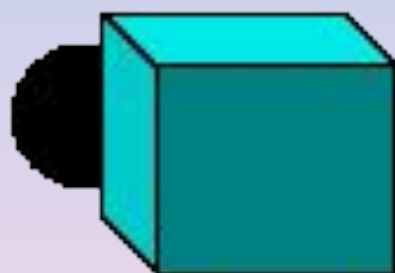
next to



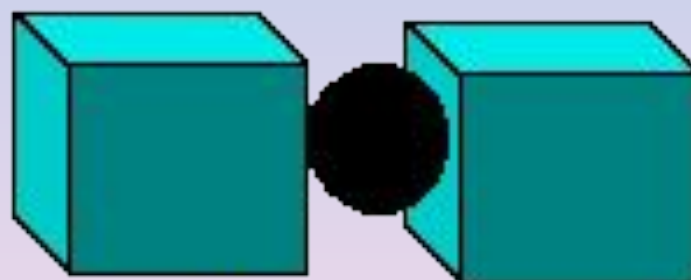
on



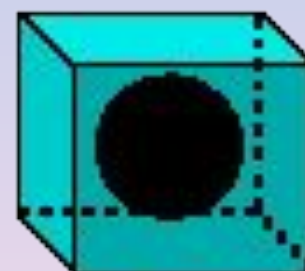
under



behind



between



in

Личные местоимения	Местоимения в объектном падеже
I	me
you	you
he	him
she	her
it	it
we	us
you	you
they	them

Help Romy to change the underlined words (заменить подчеркнутые слова) with the pronouns: him, her, us, it, them:

Put the book on the table, please. – Put it on the table, please.

- ❖ Can you give the students their books, please?
- ❖ Draw a picture, please.
- ❖ Don't take your toys to school, please.
- ❖ Can you give Mike your pencil, please?
- ❖ Can you take Sue to our house, please?
- ❖ Can you skip with Jane and me, please?