

“ Places Where Animals Live (Habitat)”

**Урок английского языка в IV классе по
учебнику М.З. Биболетовой «Enjoy
English»**

**Разработчик слайдов
Учитель английского языка
Искендерова С.Н.**

Good morning boys and girls! I am glad to see you!



**The theme of our lesson is “ Places Where Animals
Live (Habitat)”**

**Тема нашего урока – «Среда обитания
ЖИВОТНЫХ»**

- **Today, we will practise the use of the key words on the topic “Habitat”.**
- **We will do some listening, reading and speaking.**
- **We will learn some new words and practise them.**
- **You will make up the dialogue, listen to the dialogue and act it out.**

Let`s start our lesson!



**Let's practise English sounds. Repeat
after me, please.**

[æ]	[aɪ]	[ɪ]	[ʌ]
a parrot	a tiger	thing	a duck
a camel	a python	windy	under
carry	a crocodile	big	a monkey
bad	nice	dig	sunny
Africa	wide	river	month

LET'S READ THE RHYME



Little mouse, little mouse,
Where is your house?
Little cat, little cat,
I have no flat.
I'm a poor mouse,
I have no house
Little mouse, little mouse
Come to my house
Little cat, little cat
I can not do that,
You want to eat me.




Let`s check your homework:

- Ex.26 p.42 Read and translate the story. Answer the question:

«Who becomes happy is the town»

The Green Garden.



Ex.32 p.44 Say which animals live:

a) on a farm

a hen

a cockerel

a pig

a horse

a sheep

a rabbit

a duck

a cow

b) in the

zoo

an

elephant

a lion

a giraffe

a parrot

a monkey

a tiger

a kangaroo

a fox

a bear

a wolf

c) in the forest

a fox

a bear

a wolf

Ex.33, p.44. Complete the text and guess what animal it is.

I am from Africa.

I've got big



carry [kæri] переносить
thing [θɪŋ] - вещь

I am big and strong.

I like



and



I don't eat



I can carry things, people and water the



Come to the



and see me.

I am

(an elephant)



Let`s have a rest and sing song:

Clap Your Hands

- Clap, clap, clap your hands
- Clap your hands together.
- Stamp, stamp, stamp your feet
- Stamp your feet together!
- Touch, touch, touch your ears,
- Touch your ears together.
- Touch, touch, touch your cheeks,
- Touch your cheeks together!
- Shake, shake, shake your hands,
- Shake your hands together.
- Smile, smile at your friends,
- Let us smile together!





Ex.34 p.45 Listen and read:

- [i:] - please, field, sea, eagle
- [e] - weather, elephant, desert
- [əu] – cold, road, most, ocean
- [au]- town, flower, cloudy, mountain
- [ei]- game, today, change, favourite, whale


Ex.35 p.45 Helps to find animals to their homes.

Example: The eagle lives in the mountains




Ex.36 p.45 Match and read the dialogue

- 1) Have you got a pet?
- c) Yes. I've got a camel.
- 2) What's its name?
- a) Ashby.
- 3) What does it like to eat?
- e) Gras and apples.
- 4) What is it like?
- b) Ashby is big, kind and strong.
- 5) What can it do?
- d) Ashby helps my father to carry things.




Ex.37 p.45 Listen and check. Act out the dialogue.



Workbook

Ex.12,13 p.25



Homework:

- (S.B) ex.41 p.46 read and match
- (W.B) ex.15 p.26

The lesson is over

