

Тема

время, лого

How to teach pronunciation

- major pronunciation issues
- how to solve them
- how to teach pronunciation
- pronunciation tools and games



Assessment

- 1) tape reading
- 2) casual interview
- 3) listen for:
 - *clearly articulated words*
 - *correct pronunciation*
 - *assimilations*
 - *intonation*
 - *common mistakes*



Common mistakes

1. Pronouncing the “th”
2. Pronouncing the Schwa
3. Pronouncing the Short “i”
4. Confusing the “w” and the “v”
5. Pronouncing the Magic “e”
6. Pronouncing Silent Consonants



Levels and syllabus

- **Beginner students:**
general rules
- **Intermediate students:** errors, stress
and intonation
- **Advanced students:**
accent reduction



General teaching tips

1. *Teach Listening First*
2. *One Phoneme at a Time*
3. *Choral Repetition*
4. *Drill in Pairs*
5. *Mouth positions*
6. *Use mirrors*
7. *Record and Rerecord Your Students*
8. *Don't Get Hung up on Accent*
9. *Beat the Rhythm*
10. *Poems and Songs*
11. *Minimal pairs*
12. *Use Visuals*



The International Phonetic Alphabet

- a system for writing down the sounds of words
- removes spelling as a barrier
- included in all dictionaries

Monophthongs					Diphthongs		
lips wider		lips narrower					
↑ mouth more closed mouth more open ↓	i: sleep	I hip	ʊ book	u: boot			
	e bed	ə about	ɜ: bird	ɔ: story	ɪə hear	eɪ make	oʊ gold
	ɛ bed	æ her	ɜ: bird	ɔ: cloth	ʊə pure	ɔɪ boy	əʊ gold
	æ sad	ʌ cut	ɑ: father	ɒ cloth	eə there	aɪ right	aʊ wow
p put b ball t toy d dog tʃ check dʒ jump k cow g get f food v very θ three ð there s sad z zero ʃ shoe ʒ vision m come n soon ŋ thing h house l laugh r red w well j yet							
Consonants							

IPA games

1. *The Stations Game*

2. *Phoneme Bingo*

3. *The Race Is On!*

4. *What's the Word?*



/ˈmʌðər/ - mother

Specific sounds

- **th:** *thesaurus game*
- **vowel length:** *minimal pairs*
- **the Schwa:** *choc(o)late, cam(e)ra, elab(o)rate*
- **the Magic -E rule:**
bit - bite, hug-huge, pin – pine



Thesaurus words	Synonyms
think	believe
thrifty	cheap
theater	cinema
thankful	grateful



ship




sheep

Phoneme games

1. *Verb Endings*
2. *Pronunciation Maze*
3. *Four in a Row*
4. *Rhyming Pair Memory Game*
5. *Join the dots*

[s]	[z]	[iz]	[d]	[t]	[id]

cat	pot	man	red
lip	mug	cut	jam
dog	bus	fun	nut
bin	met	pop	leg



boys	employed	sleep	report	used	stay
girls	lie	toys	joined	noise	void
house	spoke	dance	stay	two	oyster
storm	speed	letter	know	employ	police
poker	toilet	coin	oil	jail	sorry
noisy	annoy	follow	sold	money	doing
boil	stole	fill	more	going	spoil
thief	enjoyed	now	good	play	hello
store	point	poison	buy	apply	destroy
baby	honk	age	royal	avoid	choice

Find a path from **boys** to **choice** by connecting words with the /ɔɪ / sound. You can move up, down, left, right, or diagonal.

Minimal pair games

1. *Mimicking Pairs*

2. *Which One Makes Sense?*

3. *What's Your Number?*

Sit in your seat.

Chips are cheap.

Your niece is nice.

1.Hit it. /Heat it.

2.He took the bait.

/He took the bat.

1 - put

2 - pat

3 - pet

4 - peat

5 - pit

6 - pout

7 - pot

Group games

1. *Is It a Pair?*

2. *Odd One Out*

3. *Homophone Go Fish*

4. *Minimal Pair Slap*

5. *The Whisper Game*

6. *Same or Different*

7. *Give It a Shot*

8. *Minimal Pair Up*

9. *Bang!*

10. *Brainstorm Relay*

2. but, nut, put

3. S1: *Do you have a word that sounds like “plane”?*

S2: *Yes. I have plain*

4. sit - seat

Tongue twisters

1. *Choose level, length, phonemes*
2. *Students read*
3. *Discuss unfamiliar vocabulary*
4. *Students read out loud, you take notes*
5. *You read, students repeat*
6. *Focus on specific words and sounds*
7. *Speed up*
8. *Compete*
9. *Students write their own tongues twisters*

Betty Botter bought some butter.

"But," she said, "this butter's bitter.

If I put it in my batter, it will make my batter bitter.

"So Betty Botter bought some butter, better than her
bitter butter and put it in her batter
and it made her bitter batter better.



Stress. Common mistakes

1. Stress on the wrong syllable

hó-tel or *ho-tél* ?

ré-bel and *re-bél*

désert and *dessért*

2. Stress on the wrong word



John has got a new job.

Word Stress

1. *Draw attention*

2. *(ho-tél)*

2. *Provide Examples*

3. *Go over basic rules*

4. *Contrast*

5. *Practice*

4. 1 – 2 – 3

1 – 2 – 3

1 – 2 – 3

telephone

religion

magazine

Sentence Stress

1. Meaning of stress

2. Match the sentences

3. Focus on Context

4. Listen to it

5. Guess at it

6. Use it

***You** think I saw the monster.*

*You **think** I saw the monster.*

*You think **I** saw the monster.*

*You think I **saw** the monster.*

*You think I saw **the monster**.*

*I was so angry at John. He
forgot to call me on my birthday.
He said he had remembered,
but that it was too late to call.*

*I bought my sister a **present**. =>*

1 – 2 – 3 – 4 – 5 – 6

*Mike didn't **break** the window. =>*

1 – 2 – 3 – 4 – 5

- “You think **I** saw the monster?”

- “You didn’t see it? Then who did?”

Intonation. Common mistakes

1. No Rising Pitch



Do you like chocolate.

2. Using the Wrong Pitch



Really/Really?

Intonation. Teaching tips.

Strategy 1

1.Exaggerate

2.Did you remember to buy the milk? (rising)
Where did you buy that? (falling)

2.Rising or Falling?

- Yes/No questions
- Wh-questions
- Statements
- Question tags
- Expressing surprise
- Sarcasm or disbelief

3. I have something to tell you.

How does the speaker feel?

a)happy and excited

b)nervous and worried

3.Intonation and Feelings

Intonation. Teaching tips.

Strategy 2|

1. Rising vs. Falling

 You're John, aren't you?

 You're John, aren't you?



 Isn't that funny.

 Isn't that funny?

2. Focus on the Rising Pitch

3. Use Short Sentences

 Sorry.  Yes.

 Sorry?  Yes?

4. Build towards Longer Phrases

 Window?

 Closing the window?

 Mind closing the window?

 Would you mind closing the window?

5. Practice Discerning

 Say: Isn't it hot.

 Don't you like coffee?


 "You have to go?"


6. One Word Answers

 Student: Late.

 Student: Late?

7. Watch my Cue!

 You won the lottery. (sweep you hand down)

 You won the lottery? (sweep you hand up)

8. Dialogues and Emotion

A: Good afternoon.

B: Hi. How are you?

A: Fine, thanks. And you?

B: I've been busy, but good.

A: Well, it was nice talking to you. See you later.

B: Same to you. Goodbye.

Pronunciation apps

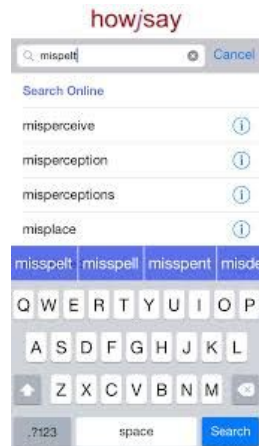
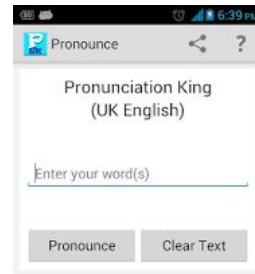

1. *Sounds: The Pronunciation App*

2. *English File Pronunciation*

3. *Pronunciation: Clear Speech*

4. *howjsay Pronunciation Dictionary*

5. *Pronunciation King*



Pronunciation websites

1. *BBC Learning English*

2. *Rachel's English*

3. *Inogolo*

4. *ESL Station*

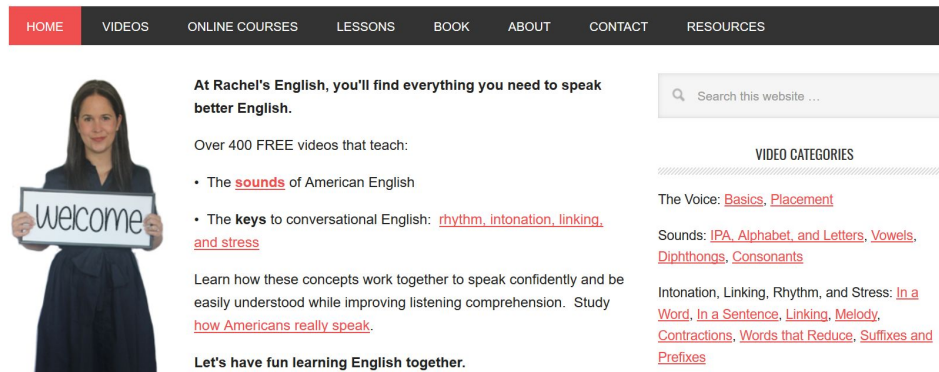
5. *ManyThings.org*

6. *SpokenSkills*

7. *Learner's Dictionary*

8. *Words and Pictures*

9. *Sound-O-Matic*



The screenshot shows the homepage of Rachel's English. At the top is a dark navigation bar with links: HOME, VIDEOS, ONLINE COURSES, LESSONS, BOOK, ABOUT, CONTACT, and RESOURCES. Below the navigation bar is a large image of a woman (Rachel) holding a sign that says "welcome". To the right of the image, the text reads: "At Rachel's English, you'll find everything you need to speak better English." Below this, it says "Over 400 FREE videos that teach:" followed by a list of topics: "The **sounds** of American English" and "The **keys** to conversational English: [rhythm, intonation, linking, and stress](#)". Further down, it says "Learn how these concepts work together to speak confidently and be easily understood while improving listening comprehension. Study [how Americans really speak](#)." At the bottom, it says "Let's have fun learning English together." On the right side of the page, there is a search bar with the text "Search this website ..." and a section titled "VIDEO CATEGORIES" with a list of categories: "The Voice: [Basics](#), [Placement](#)" and "Sounds: [IPA](#), [Alphabet](#), and [Letters](#), [Vowels](#), [Diphthongs](#), [Consonants](#)". Below this, it says "Intonation, Linking, Rhythm, and Stress: [In a Word](#), [In a Sentence](#), [Linking](#), [Melody](#), [Contractions](#), [Words that Reduce](#), [Suffixes and Prefixes](#)".



The screenshot shows the interface of the Words and Pictures website. At the top, it says "Schools" and "Words and Pictures". Below this, there is a date "20 October 2014" and a list of links: "BBC Homepage", "BBC Schools", and "BBC Teachers". The main content area is divided into several sections: "Phonics Year 2", "CVC Words", "Consonant Clusters", "Long Vowel Sounds", "High Frequency Words", "Games", "Gallery", and "Teachers and Parents". The "Games" section has a description: "Have fun building a sandcastle with Colin the Clam and writing postcards with Salty Sam." The "Gallery" section has a description: "Read a selection of silly sentences in the gallery." The "Teachers and Parents" section has a description: "Access printable resources for Key Stage 1 and information about the National Curriculum." At the bottom, there is a "Credits" section.



Pronunciation Guide to the Names
of People, Places, and Stuff

Thank you!

КОНТАКТЫ ШКОЛЫ