


Good morning kids!





Let's play
and learn English
together!

Today we
are going to make
a salad.

A man with glasses and a striped scarf sits at a table next to a grey puppet with green eyes. On the table is a large brown book and some papers. The background shows a window with stained glass and a potted plant with yellow flowers.

**Let's look in
the magic book**

**What do we need
for our fruit salad?**



orange



melon



lemon



kiwi



grapes



peach

grapes (мн. число) [greɪps] виноград
 kiwi ['ki:wi] киви
 lemon ['lemən] лимон
 melon ['melən] дыня
 orange ['ɔ:ɪndʒ] апельсин
 peach [pi:tʃ] персик



plum



banana



apricot



apple



cherries



water-melon



pear

apple [æpl] яблоко

apricot ['eiprikət] абрикос

banana [bə'na:nə] банан

cherries (мн. число) ['tʃeriz] вишни

pear [peə] груша

plum [plʌm] слива

water-melon ['wɔtə,melən] арбуз



strawberry











tangerine



pineapple

Read and try to remember.



- 1  apple
- 2  banana
- 3  cherries
- 4  coconut
- 5  grapefruit
- 6  grapes
- 7  lemon
- 8  orange


- 9  peach
- 10  pear
- 11  pineapple
- 12  plum
- 13  strawberry
- 14  tangerine
- 15  watermelon

What is your
favourite fruit?



What fruit
don't you like?

Раскрасьте натюрморт!
Ex.: Banana is yellow.



Let's make the salad!

One student starts a chain. Each student adds a word. If you forget what the others before you said, you are out. The last one is the winner.

- S1: For our fruit salad we need some apples.
- S2: For our fruit salad we need some apples and some oranges.
- S3: For our fruit salad we need some apples, some oranges and ...

Help your-self !



A man with glasses and a blue shirt sits at a desk next to a grey puppet with large green eyes and a red bow tie. The man has a thought bubble above him, and the puppet has a thought bubble above it. On the desk is a large book and some papers. The background shows a window with a grid pattern.

**Let's look in
the magic book**

**What do we need
for vegetable salad?**

cabbage



garlic



cucumber



tomato

cabbage ['kæbɪdʒ] капуста
carrot ['kærət] морковь
garlic ['gɑ:lɪk] чеснок
tomato [tə'mɑ:tou] помидор



green onions



potato



carrot



pepper

cucumber ['kju:kəmbə] огурец
green onions [grin 'ʌnjənz] зелёный лук
pepper ['perə] перец
potato [pə'teiton] картошка

Read and try to remember.

vegetables



tomato



onion



cucumber



lettuce

turnip



broccoli



red cabbage



squash



potato



Brussels sprouts



carrot



mushroom



peas



radish



garlic

FRUITS AND VEGETABLES – ФРУКТЫ И ОВОЩИ



FRUITS



VEGETABLES

PUMPKIN



APPLE



PEAR



CARROT



PEACH



PLUM



POTATO



ONION



Let's play!

Game. A student chooses something in the picture. He/She helps the class find it by giving them the first letter of the word. You get 1 point for each correct answer. The first student to get 5 points is the winner.

e.g. S1: I spy with my little eye something beginning with **c**.


S2: Is it a corn?

S1: Yes.

T: Good. 1 point for...





6  Sing the song!



 One potato, two potatoes 


One potato, two potatoes, three potatoes,
four. Five potatoes, six potatoes, seven
potatoes, more!



Let's play!

Your teacher starts a chain round the class. Each student adds a word. If you forget what the others before you said, you are out. The last one is the winner.

- T: For vegetable salad we need some cucumbers.
- S1: For vegetable salad we need some cucumbers and some tomatoes.
- S2: For vegetable salad we need some cucumbers, some tomatoes and ...



Help your-self!



Good bye kids!

