

Open lesson

5th form

The theme of the lesson:



*Can your friend play
the dombyra?*



Aim:

Educational:

To teach and explain modal verb “can” to the pupils

Developing:

To develop pupil's speaking, thinking, and writing skills

Up-bringing:

To challenge pupil in loving English lesson

The procedure of the lesson:

- I. Organization moment**
- II. Checking-up the homework**
- III. New Theme**
- IV. Phonetic drill**
- V. Work with the book**
- VI. Complete the sentences**
- VII. Work with the picture**
- VIII. Make the sentences**
- IX. Find the word**
- X. Homework**



I. Organization moment

II. Check up the homework

Find the odd word

1st team

1. Tall short write not very tall
2. Favourite slim clever lazy
3. Hard-working sociable good-looking like

A clapperboard icon with a yellow and black striped top bar, a red button, and a green star.


II. Check up the homework

Find the odd word

2nd team

1. shy beautiful brown house
2. Oval radio round fair
3. Thin black find tall

Dialogue





Who is the best?

1st team

- 1. What's his/her name?*
- 2. How old is he/she?*
- 3. What's he/she like?*

2nd team

- 1. How tall is he/she?*
- 2. What colour is his/her hair?*
- 3. What's his/her face like?*



New lesson

*Can your friend play
the dombyra?*

New Vocabulary

Can [kæn] – істей алу

Can you play? – Сен ойнай аласың ба?

The guitar [gi'ta:] - гитара



A school orchestra [sku:l 'ɔ:kistrə] мектеп оркестрі




Instruments – аспаптар

The violin [,vaɪə'lin] - скрипка



The flute [flu:t]-флейта



The dombyra [dom'bra]-домбыра



The cello ['tʃeləu]-виолончель



The piano [pia'nəu]-пианино



The guitar [gi'ta:] A school orchestra [sku:l 'ɔ:kistrə]



Instruments

The violin [ˌvaɪə'lin]



The flute [flu:t]



The dombyra [dom'bra]



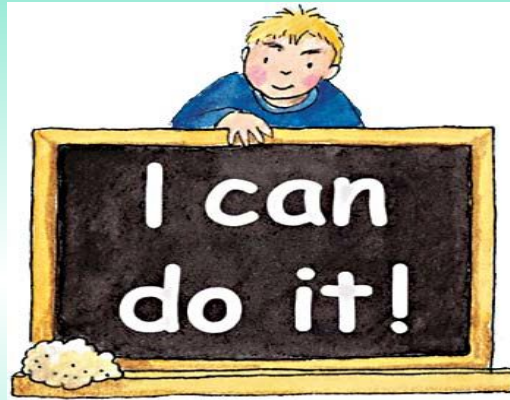
The cello ['tʃeləu]



The piano [pia'nəu]



Can / Can't:

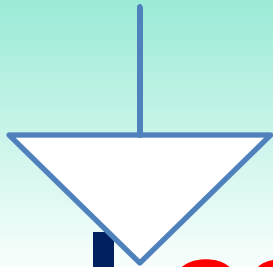


an ability to do something

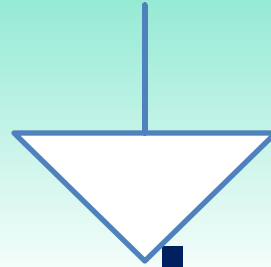
The formation

Positive	Negative
I can speak English	I can't speak English.
He can speak English	He can't speak English.
She can speak English	She can't speak English.
We can speak English	We can't speak English.
They can speak English	They can't speak English.
You can speak English	You are can't speak English.

Can you ...?



Yes, I can



No, I can't

He /She can...



ride a bike



play football




ride a horse



play the piano



cook



swim

He / She/They can...



play the guitar



write



sing



run



read



speak English

A green leaf is shown falling from the top right into a blue body of water. The water surface is covered with concentric ripples, indicating the point of impact. The background is a soft, out-of-focus blue, suggesting a clear sky or a calm body of water.

Phonetic drill
Stand up!
Hands up!
Hands down!
Sit down!

Work with the book

Exercise 4. Read the dialogue with your friend.

Miss Brown wants to start a school orchestra.

Miss Brown: What instruments can you play? Can you play the violin, Colin?

Colin: No, I can't. I can play the flute.

Miss Brown: Good. Can you play the guitar, Omar?

Omar: No, I can't either. I can play the dombyra.

Complete the sentences

1st team

- I _____ use a computer.
- Can your sister _____ tennis? Yes, she can.
- Can your _____ ride a bike? No, he can't.

2nd team

- Can you _____ a horse? No, I can't.
- She _____ swim.
- I _____ dance.

Work with the picture.

1st team

She can



He can



They can



Work with the picture.

2nd team

She can



He can



He can



Make the sentences

Use	a bike
Play	tennis
ride	a computer
Play	English
Speak	the piano
Ride	the football
play	a horse

And now discuss in pairs what you **can** do
and what you **can't** do .



I **can** ...

I **can't** ...

Read

Write

Speak English

Cook

Swim

Ride a bike

Ride a horse

Run

Play football

Play the guitar

Find the word

P	d	e	M	o	V	D
R	I	M	D	P	I	O
w	T	A	A	H	O	M
S	I	R	N	I	L	B
F	U	A	C	O	R	Y
G	N	S	E	E	W	R
B	f	R	k	L	a	a



Homework:

*Exercise 9. Answer the
questions.*





Thanks for your attention!