
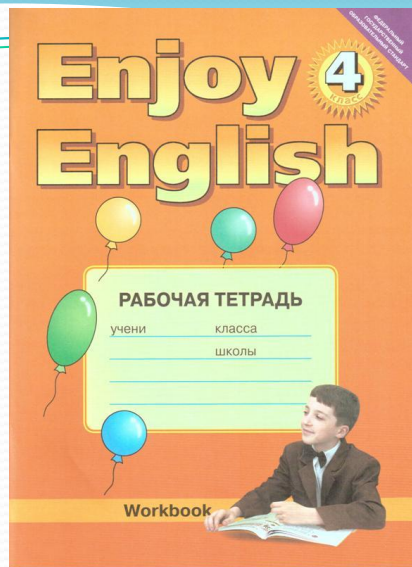

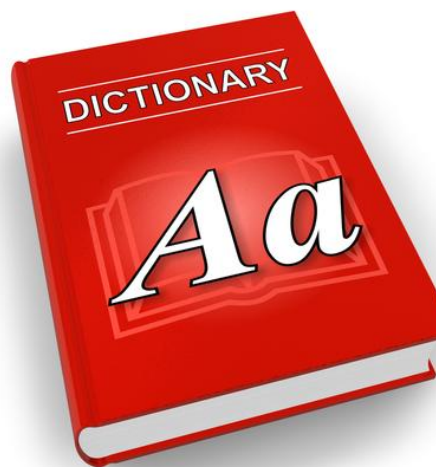


A vibrant, cartoon-style illustration of a fairytale castle with multiple towers and colorful roofs (pink, green, purple). A large rainbow arches over the castle. In the foreground, there are rolling green hills, two stylized trees (one pink, one blue), and a small white picket fence. The sky is bright yellow with several small, colorful circles. The text "The things you can use in the lesson" is written in a large, light blue font across the center of the image.

The things you
can use in the
lesson





Read and match

-
- a) pen
 - b) pencil
 - c) paints
 - d) dictionary
 - e) rubber
 - f) textbook
 - e) pencil box
 -
- 1) You can paint colourful pictures using them.
 - 2) You can read new texts and do many exercises using it.
 - 3) You can put your pens, pencils and rubbers in it.
 - 4) You can write your homework using it.
 - 5) You can draw pictures using it.
 - 6) You can rub word and lines using it.
 - 7) You can translate new words using it.

Прочитай слова в транскрипции и запиши их буквами

- [kəm'pjʊ:tə]
- [peɪnts]
- ['ru:lə]
- ['rʌbə]
- ['dɪkʃənri]
- ['ʃɑ:pənə]
- computer
- paints
- ruler
- rubber
- dictionary
- sharpener


Listen and read

● P. 104, Ex. 19




Напиши, что необходимо иметь
ученику на уроках английского
(English), математики (Maths),
рисования (Art)

- In Maths I need
- In English I need
- In Art I need



Arrange the sentences in the
correct order. Read and act out the
dialogues. P.104, Ex.21



Read the story “The best time
for apples”. P.105,ex. 23

Homework

- b: p.105, ex. 25 – complete the sentences, translate, answer them.
p.103-учить слова