

My room

The aim of the lesson:

- to tell about rooms (рассказать о своей комнате)

Tasks:

- to work on pronunciation (английские звуки)
- to learn new words (новые слова)
- to learn demonstrative pronouns (указательные местоимения).



[i]-big, skip, pig.

[i:] –see, me, we.

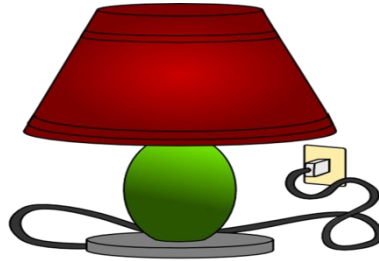
th - [ð] this, that, these, those.

This brother gather with those brothers.

That brother gather with these brothers.



computer



lamp




musical box



doll



tea set



train



ball



desk



bed




chair



armchair



TV



This is a pencil.



These are pencils.



That is a pencil.



Those are pencils.

Look, read and complete: **This, That, These or Those.**

1. **That** is an aeroplane.



2. _____ a musical box



3. _____ my dolls.



4. _____ an elephant.



5. _____ my chairs.



6. _____ a radio.



7. _____ my balls.



8. _____ a lamp.




Which picture? Read and choose.


This _____ Donna and Danny. This _____ their
playroom. These _____ their toys.
That's Danny's _____. It's brown and
white. This is Donna's _____. It's red!
Donna's chair is pink and Danny's chair is blue. And look
at the funny radio! It looks like a yellow mouse!




1



2



Now, write about Kelly's room.



This is Kelly's room. Look!
That is her _____. And it is
_____. And This is her
_____. And it's
_____. And look at
her toys! That is her _____.
This is her _____. It's
funny!

This is my room. These are my

.....

.....

.....

.....

.....

.....

Продолжите фразу:

- *«Сегодня на уроке я узнал...»*
- *«Сегодня на уроке я научился...»*
- *«Сегодня на уроке я познакомился...»*
- *«Сегодня на уроке я повторил...»*
- *«Сегодня на уроке я закрепил...»*













