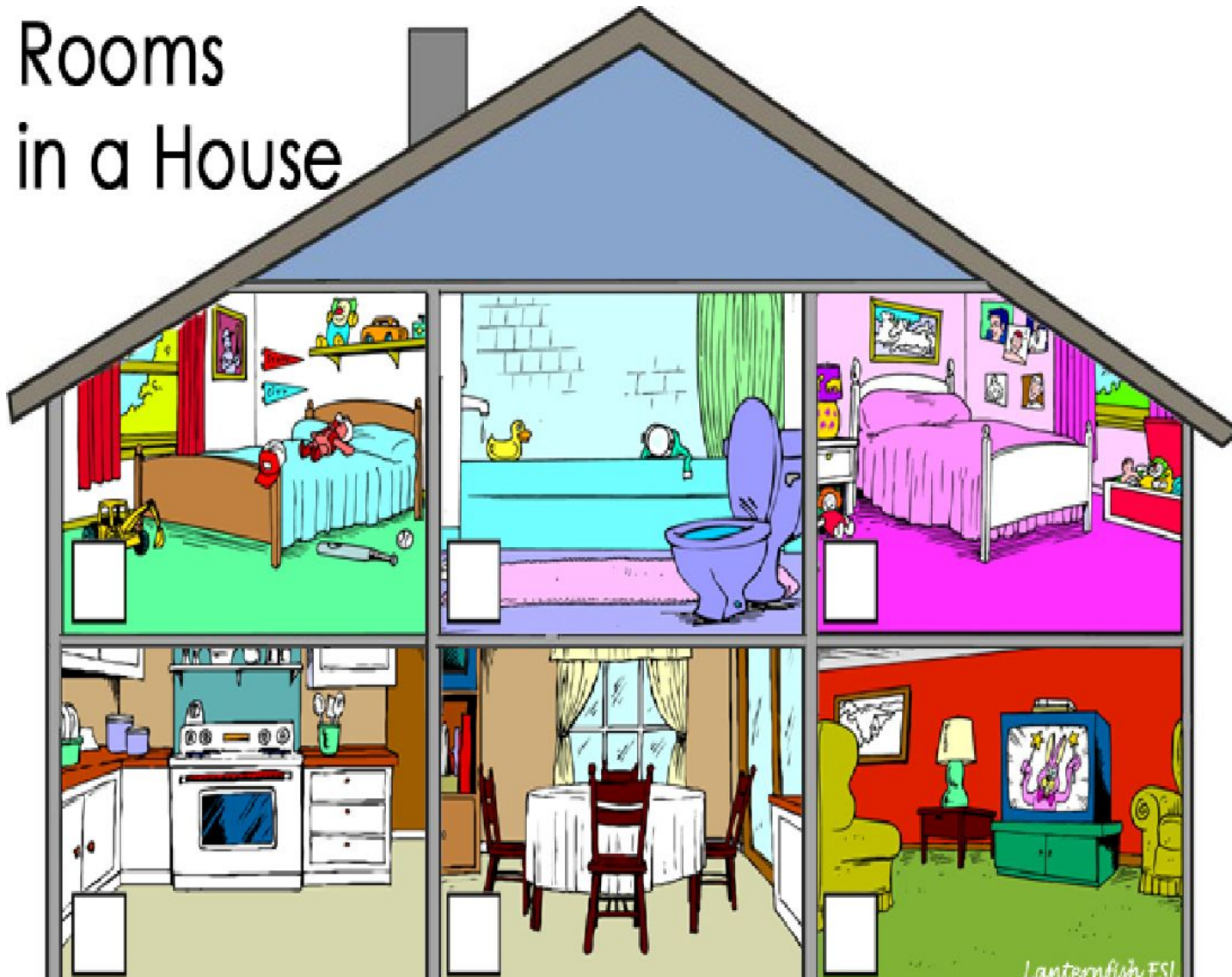


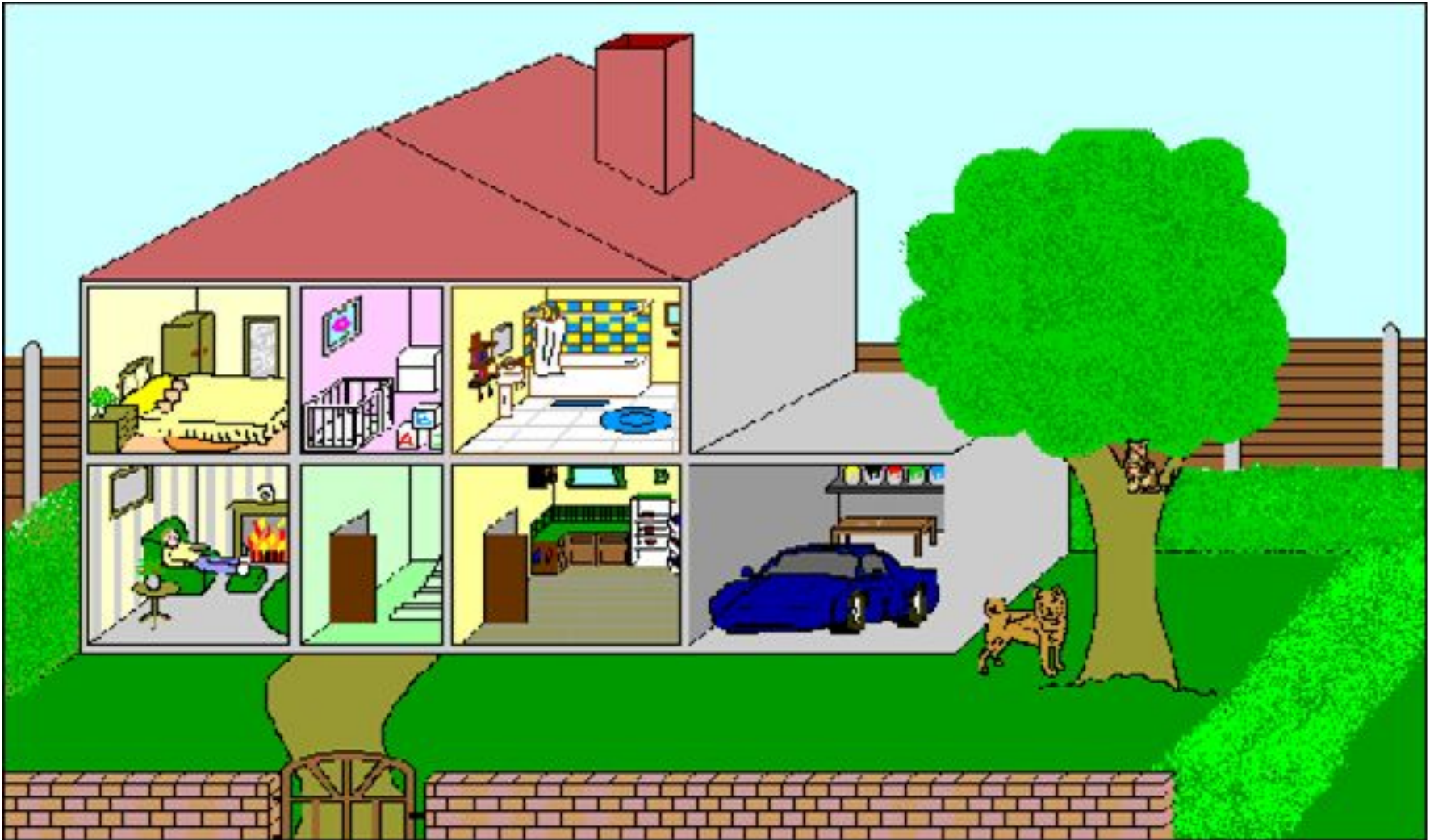
Презентация к уроку  
английского языка в  
3 классе  
“ My house”

Number the rooms in the picture. 1. bathroom 2. a bedroom 3. a dining room 4. a kitchen 5. a living- room

## Rooms in a House



# Name the rooms



# Fill in the missing words

- A) We eat in the \_\_\_\_\_
- B) My mother prepares meals in the \_\_\_\_\_
- C) My father watches TV in the \_\_\_\_\_
- D) My sister sleeps in her \_\_\_\_\_
- E) The dog plays in the \_\_\_\_\_
- F) I take a shower in the \_\_\_\_\_
- G) The car is in the \_\_\_\_\_
-

# Number the things in the living room

## The Living room



1. Television set
2. Video recorder
3. Lamp
4. Telephone set
5. Pot
6. Picture
7. Armchair
8. Sofa
9. Round table
10. Pillow
11. Curtain
12. Fire place



# Number the things in the bedroom

## The Bedroom


1. Bed
2. Bedside table
3. Wardrobe
4. Drawer
5. Desk
6. Chair
7. Rug
8. Blanket
9. Pillow
10. Sheet
11. Book shelf



# Say what there is / are in the rooms




Use prepositions on/in/at/  
under/near/in front of/ behind





# Describe the picture



# Write correctly

квартира

tafl

жить

viel

кухня

chentik

идея

daie

прекрасный

velyol

# Describe the house

