



Project

The rules of the road for cyclists



in the English language
6 form


Pupil: Golodnikov Kyril
Teacher: Vasilova Nataliya
Vasilievna
2018

The aim of the project: to describe rules for cyclists in English vocabulary and road signs that you need to know the cyclist.

- **The tasks of the project:**

- - to learn the rules which the cyclist must remember;
- - to learn the rules that permit the movement of the bicycle;
- - to examine the rules that prohibit the movement of the bicycle;
- - to learn road signs for cyclists;
- - to learn the rules of behaviour for the cyclist on the road;
- - to learn English vocabulary related to the theme;
- - to practice the skills of monologue and dialogue speech in English vocabulary on the topic;
- - to prepare the English presentation of the project;
- - to develop caution and safety when cycling on the roadway.

A Bicycle is two-wheeled vehicle.





- **1. A cyclist should remember.**

- 1. Cycling is permitted in the yards, parks, stadiums.
- 2. In the streets of the cities and highways to ride a bike one can from the age of 14.
- 3. The cyclist should maintain his bicycle in good condition, especially the steering wheel, a brake, tires.
- 4. The cyclist should know road signs and rules of the road, to obey them.

2. The movement on the bike permits...

- on a cycle track or a combined track. The combined track is designed for pedestrians, cyclists and sometimes for mopeds.
- in the absence of bike paths or combined track, the cyclist must move from the right side of the road on the curb or right edge of the road.





• 3. Cycling is **prohibited**:

- - on the bike one cannot ride on highways;
- - it is forbidden to ride a bicycle, holding the handlebars with one hand or no hands;
- - it is prohibited to cling to a passing transport;
- - it is forbidden to carry people on the frame or the trunk;
- - it is forbidden to organize races on the road, the game "outdid one another".
-

4. Rules of conduct for cyclist on the road.

- at the exit to the street from the yard, the cyclist is obliged to skip vehicles and pedestrians;
- if a cyclist wants to switch from one lane to another, he must send a signal that will inform you of his intention to other road users;
- if the cyclist needs to turn right, he must occupy the right position on the road. That is to go on the right side of the road.
 - overtake a tractor or to drive around the obstacle, it is necessary to go to another lane without interference moving along it the transport;
 - to overtake all the vehicles allowed on the left side, except trams.



5. Road signs.

5.1 The following road signs prohibit movement on the bike:



"Prohibited the movement of bicycles and mopeds"


Under this sign, the cyclist must get off the bike and carry it in his hands.



«The end bike path»



- ***"Entry denied"***
- Don't enter all the vehicles
- in this direction



"Movement is forbidden"
The movement of all vehicles is forbidden

5.2 Permitting signs



- Sign "***Bike path***": movement is
- permitted only by bicycle or scooter

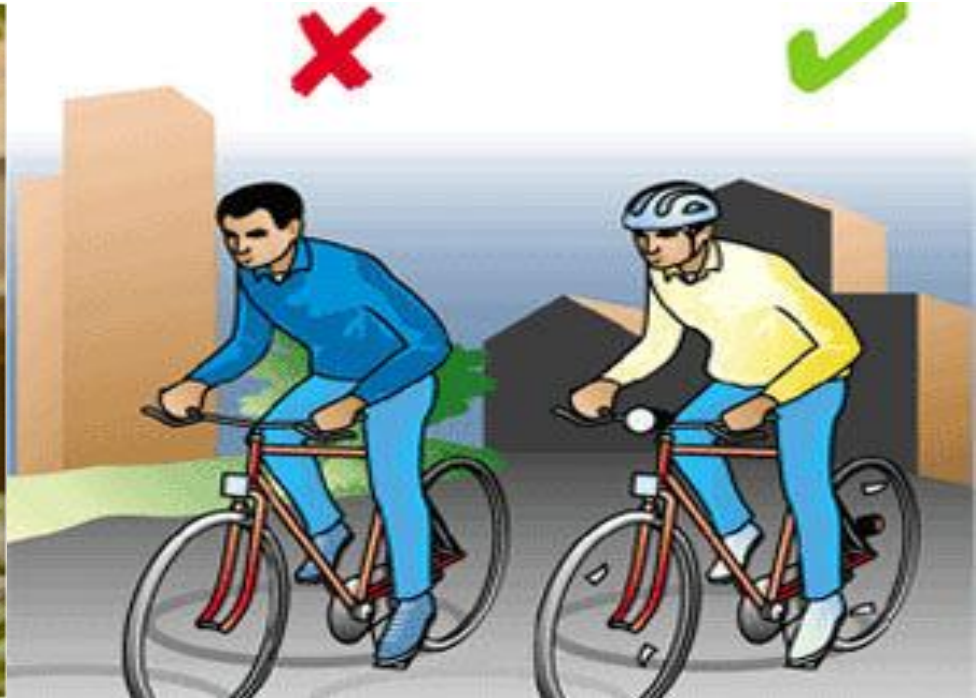


Sign «***Path for pedestrians and cyclists***»



Sign "***The exit of the cyclists on the road***" or
The intersection of the bike path"

-
-



- **6. Bicycle helmet.**
- When riding a bike a cyclist should wear a bicycle helmet. It protects the head from damage when drops.

Conclusion:

- Recently, the number of people cycling has increased significantly. This popularity is due primarily to the fact that people improve their health, doesn't stand in traffic jams and sometimes gets faster to his destination than a car driver.
- Many are thinking about how to use a bicycle as transport to travel to work, shop, nature, etc.
- So the cyclists should be aware of the traffic rules on public roads.

Thanks for your attention

***Спасибо
за внимание***