



The 20th of October

The theme: “Conditional Sentences”

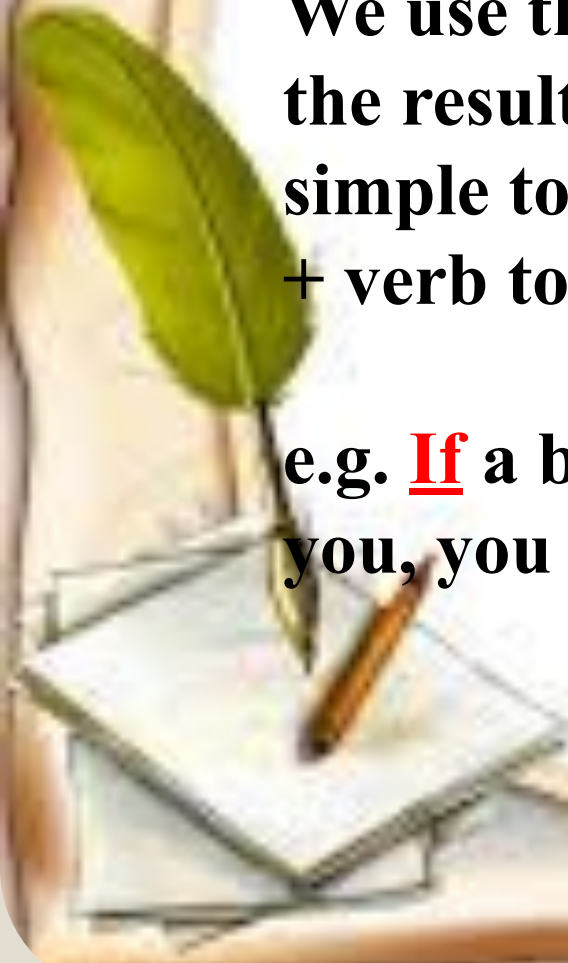


First Conditional

We use the first conditional to predict the result of an action. We use present simple to describe the action and will + verb to describe the result.

If + Present Simple + will V

e.g. **If** a black cat **walks** in front of you, you **will have** good luck.



Keys of the task 1

1. If a cat washes behind its ears, it **will rain**.
2. If you **give** somebody handkerchiefs as a gift, you won't have a good relationship with that person.
3. If you eat lentils on 1st January, you **will make** a lot of money during the year.
4. If a man **smiles** a lot during his wedding, his first child will be a girl.
5. If you see a spider in your house, you **will have** visitors.
6. If a woman **sings** in the kitchen, she will marry a very old man.

Keys of the task 2

1- see, 2 - will get, 3 - wash,
4- will not remember, 5 - look, 6 - will have,
7 - leave, 8 - will have,
9 - will not (won't) be, 10 - look,
11 - touch, 12 - will do,
13 - forget, 14 - won't pass



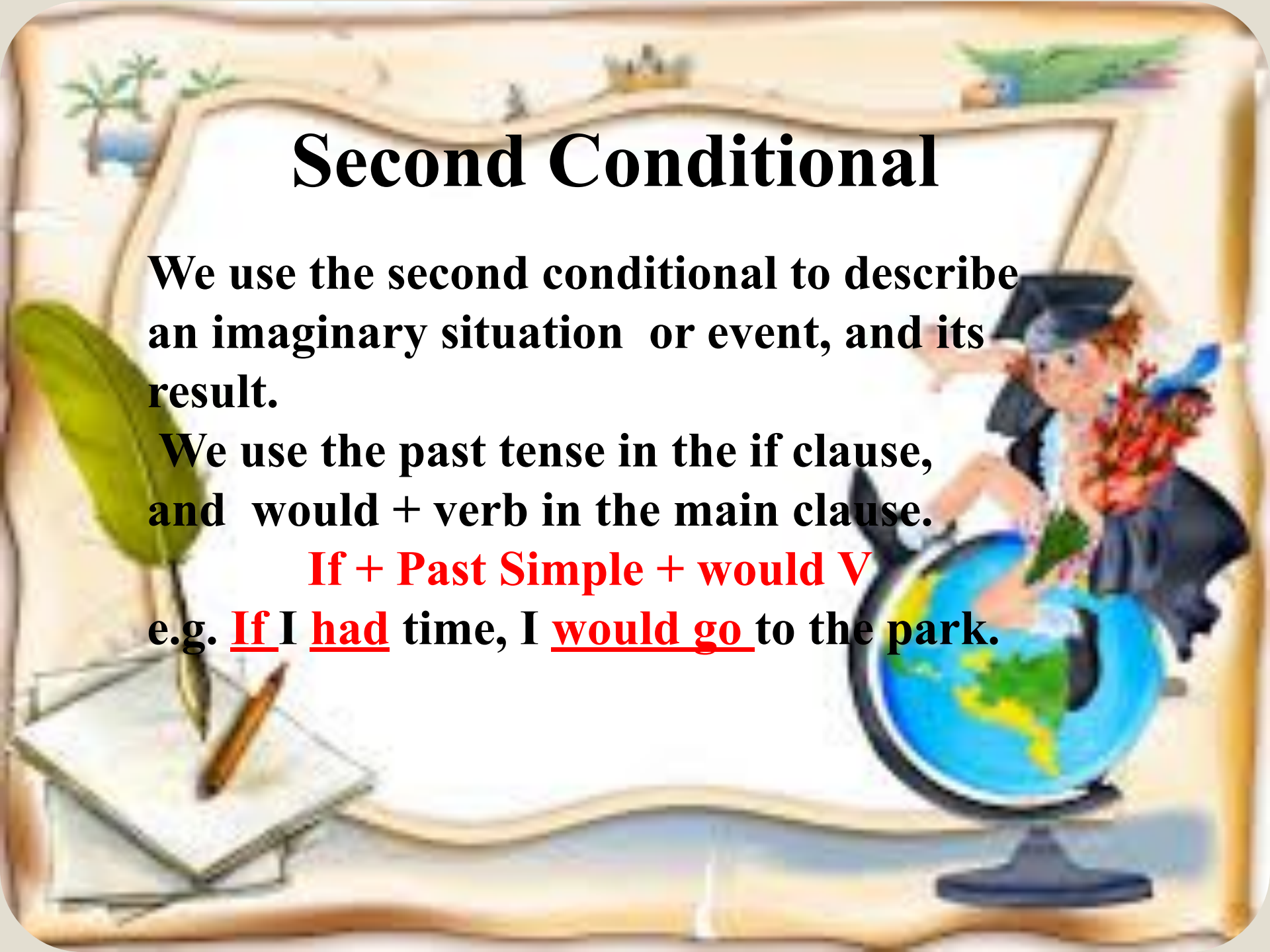
Second Conditional

We use the second conditional to describe an imaginary situation or event, and its result.

We use the past tense in the if clause, and would + verb in the main clause.

If + Past Simple + would V

e.g. **If I had time, I would go to the park.**



Keys of the task 3

1. **c** didn't produce , we would reduce
2. **d** I would give , I were very rich
3. **a** We would save , were able to
4. **e** would be, stopped
5. **b** didn't pollute, would be



Work with text

had, used, wouldn't
produce, would earn

Keys of the task 4

1. used, 2. wouldn't produce,
3. had, 4. would earn




**Listen to the song and complete
the song with the verbs**

**Ask, be, care, care, dance,
hide, hold, hold, laugh, love,
run, save, see, stand, touch**



Keys of the task 5

1. dance, 2. ask, 3. run, 4. see,
5. save, 6. touch, 7. love, 8. laugh, 9. stand,
10. be, 11. hide, 12. care, 13. hold,
14. hold, 15. care

The background is a colorful illustration of a study desk. On the left, a stack of books with various colored spines (yellow, purple, blue, red) sits on a wooden shelf. Below them, a stack of four books (blue, white, purple, red) is on the desk, with a yellow pencil resting on the top blue book. To the right, a globe on a silver stand shows the Americas in green against a blue ocean. In the bottom right corner, there is a small logo with a sun icon and the text 'LIMAY.RU'. The central area is a large white rectangle with a decorative green border at the top and bottom, containing the text.

*To retell the text on
page 91*