

УСТНАЯ ЧАСТЬ ЕГЭ

ТРЕНИРОВОЧНЫЕ КАРТИНКИ ДЛЯ ОПИСАНИЯ И СРАВНЕНИЯ

ЗАДАНИЯ 3,4

**Автор: Лесакова Е.Н.
Учитель английского языка
ГБОУ СОШ 180 Санкт-
Петербург**

2015

Task 3. Imagine that while travelling during your holidays you took some photos. Choose one photo to present to your friend.

You will have to start speaking in 1.5 minutes and will speak for not more than 2 minutes. In your talk remember to speak about:

- when you took the photo
- what/who is in the photo
- what is happening
- why you took the photo
- why you decided to show the picture to your friend

**You have to talk continuously, starting with:
I've chosen photo number**

Photo description

Useful phrases:

I have chosen photo number three.

I took this photo when I was on holiday last summer (at home one evening some years ago,/while I was walking round a town that I was visiting on holiday,/ while my family and I were visiting Greece last summer).

It shows ...

I took this photo because I had a great time at the event and I wanted something to remember it by (to remind myself that there are people who... , it was the first time I had ever seen... , I thought it was a really great experience).

I am showing it to you because I want you to see(what the event (it) was like, where I spent my holiday, I wanted to show you how interesting can be, I thought it was quite impressive).

It's one of the best photos I took while I was on holiday.

Maybe we can go there together some time, if you are up for it,/ you like such kind of activities too / I'd like to go back.



Say

- when you took the photo
- what/who is in the photo
- what is happening
- why you took the photo
- why you decided to show the picture to your friend

Make-up - грим

To make-up- гримировать

Ferris wheel



Chaise-longue



London Eye



Say

- when you took the photo
- what/who is in the photo
- what is happening
- why you took the photo
- why you decided to show the picture to your friend



Say

- **when you took the photo**
- **what/who is in the photo**
- **what is happening**
- **why you took the photo**
- **why you decided to show the picture to your friend**

Task 4. Study the two photographs. In 1.5 minutes be ready to compare and contrast the photographs:

- give a brief description of the photos (action, location)
- say what the pictures have in common
- say in what way the pictures are different
- say which of the pictures you'd prefer
- explain why

You will speak for not more than 2 minutes. You have to talk continuously.

Compare the photos

Useful phrases:

These two photos (pictures) show ...

In the first photo (in the photo on the left) we can see ... (description of the photo).

In the second photo (in the right photo) we can see (there is | are ...) ... (description of the photo).

The pictures are similar because they both show ...

There are a couple of (several) differences between the photos. One is that the person on the left is while the person on the right Also, Furthermore, ...

I prefer the situation with the ... **because** ... / I would prefer to deal with ... because ...



- give a brief description of the photos (action, location)
- say what the pictures have in common
- say in what way the pictures are different
- say which of the pictures you'd prefer
- explain why




Dumb-bells- гантели

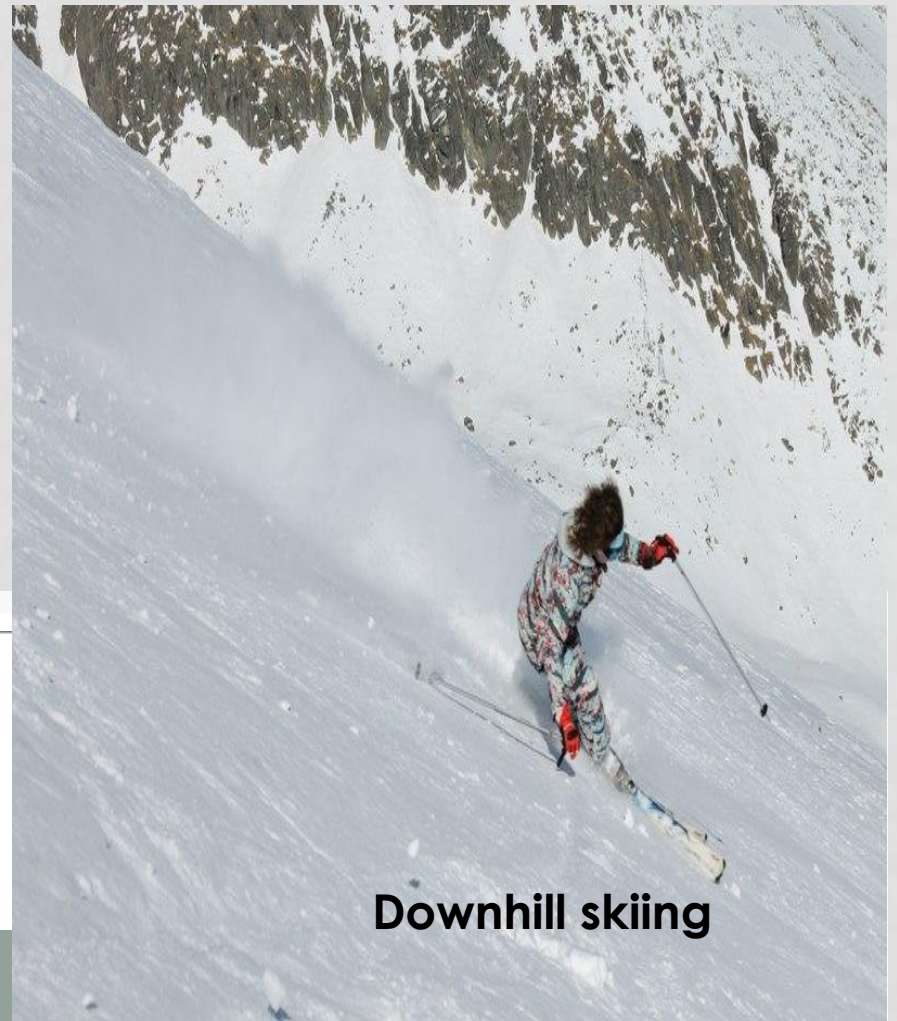


- give a brief description of the photos (action, location)
- say what the pictures have in common
- say in what way the pictures are different
- say which of the pictures you'd prefer
- explain why





ROCK-CLIMBING WALL



Downhill skiing

- give a brief description of the photos (action, location)
- say what the pictures have in common
- say in what way the pictures are different
- say which of the pictures you'd prefer
- explain why



- give a brief description of the photos (action, location)
- say what the pictures have in common
- say in what way the pictures are different
- say which of the pictures you'd prefer
- explain why



- give a brief description of the photos (action, location)
- say what the pictures have in common
- say in what way the pictures are different
- say which of the pictures you'd prefer
- explain why



Lantern- фонарь



Trunk-хобот слона



Downhill skiing

- give a brief description of the photos (action, location)
- say what the pictures have in common
- say in what way the pictures are different
- say which of the pictures you'd prefer
- explain why




Bagpipe- волынка

- give a brief description of the photos (action, location)
- say what the pictures have in common
- say in what way the pictures are different
- say which of the pictures you'd prefer
- explain why





- give a brief description of the photos (action, location)
- say what the pictures have in common
- say in what way the pictures are different
- say which of the pictures you'd prefer
- explain why





- give a brief description of the photos (action, location)
- say what the pictures have in common
- say in what way the pictures are different
- say which of the pictures you'd prefer
- explain why



- give a brief description of the photos (action, location)
- say what the pictures have in common
- say in what way the pictures are different
- say which of the pictures you'd prefer
- explain why



- give a brief description of the photos (action, location)
- say what the pictures have in common
- say in what way the pictures are different
- say which of the pictures you'd prefer
- explain why

GOOD LUCK!