

Урок английского языка  
в 9 «б» классе по теме  
«**Conflict resolution**»




# The aims of the lesson are...

1. to repeat the lexical material
2. to read the text
3. to listen to the dialogue
4. to try to find the resolution of some conflicts



**Look at the picture  
and listen to the recording.**



# “PLANT KINDNESS AND LOVE WILL GROW”

**Thomas Jefferson**





## Translate the words

<b>предотвращать конфликт</b>	<b>несправедливый</b>	<b>спорить</b>	<b>поддерживать</b>
<b>уважать ценности</b>	<b>мирное решение</b>	<b>человеческие права</b>	<b>быть толерантным</b>
<b>непонимание</b>	<b>плохие отношения</b>	<b>Различные ценности</b>	<b>дружить</b>

**GROUP A**

**-Find the hidden words among these letters.**

EYGICONFLICT  
CNRESOLUTION  
TPPEACEFULLY  
EIYRIGHTOI  
APESCAPE

AIPREVENT  
ADIFFERENT  
WJPARTYDP  
CNWARKT  
DGPEOPLE

# GROUP B

## The types of conflicts



## **Read the text and do the tasks:**

**Group A – find the words on the topic «conflicts».**

**Group B – complete the sentences (ex.29 p.111)**

**Group C – give the title to each passage.**

# What is a conflict?




**What is a conflict?** –It's a harmful thing.  
That makes us rude and cruel.  
It breaks relationship and peace  
And starts the fights and quarrels.

What should we do?  
Who has to help us live without conflicts?  
**Don't do to people harm!**  
And learn **TO LIVE IN FRIENDSHIP!**

What are **negative** features of the conflict?




## Listen to the dialogue.



# Fill the table

## “Conflict Resolution”



	Questions	Answers
step 1	What is the problem?	Chris and Tom want to watch TV at the same time, but there is only one TV set.
step 2	How can we solve the problem?	1. 2.
step 3	What will happen?	1. 2.
step 4	What is the best idea?	
step 5	How can we put the idea into action?	

# **Be tolerant!**

**And you'll prevent**

**All conflicts in the world!**

**We should learn to live in peace**

**With classmates, parents, friends**



## **Your homework:**

- ☐ to write the conflict resolution;
- ☐ to make a symbol of peace (additional homework)



**All is well that ends well!**

**Well done!**

**Thank you for the lesson!**

**Good luck!!!**

