
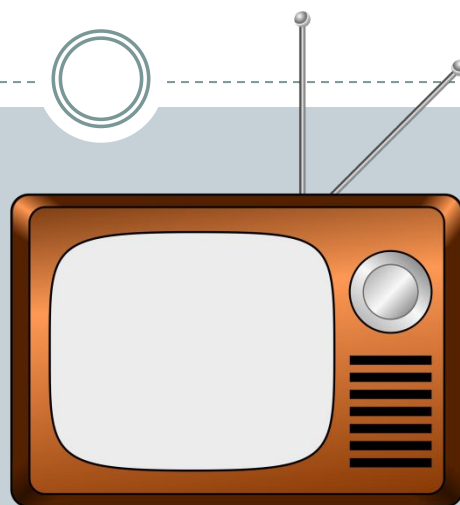


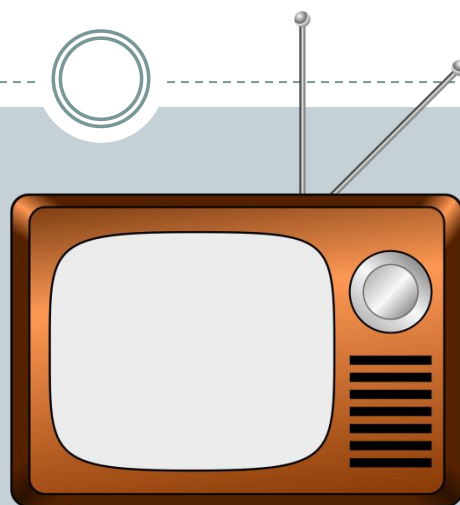




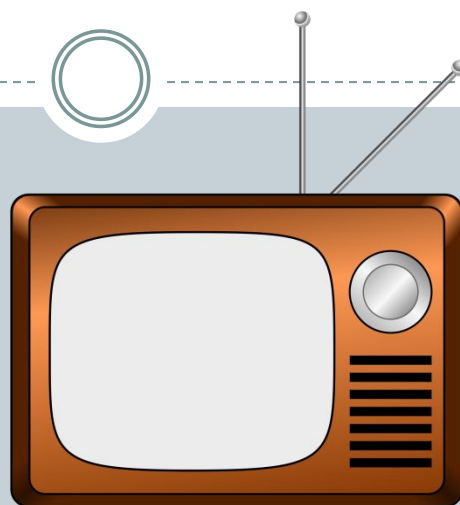
The 14<sup>th</sup> of January



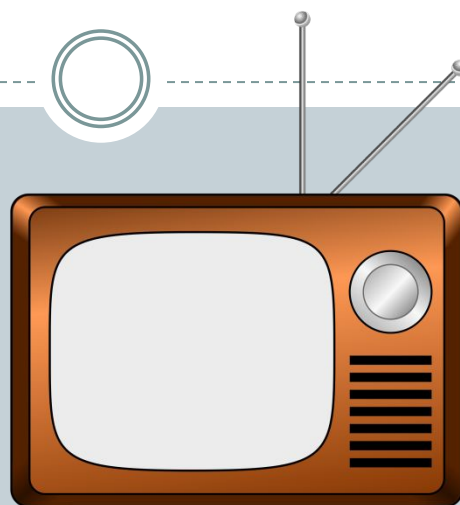


**CLASS WORK.**



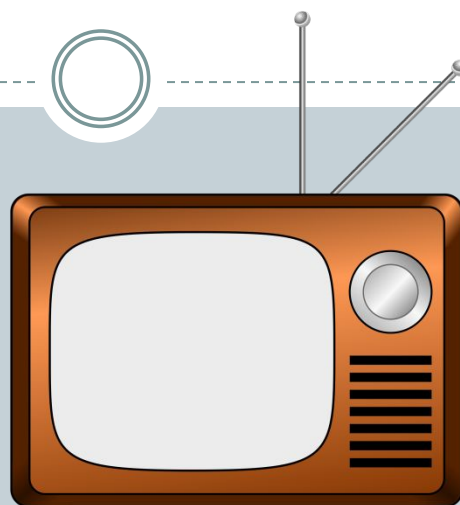



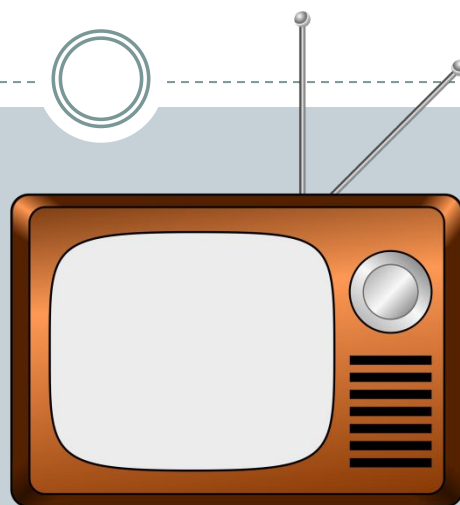














- Computer
- TV
- Radio
- Armchair
- Lamp
- Bed
- Desk
- Chair

Компьютер

Телевизор

Радио

Кресло

Лампа

Кровать

Парта

стул





- This
- These
- That
- Those

**2** What do they say? Look, choose and write.

- This is my TV.
- This is my train.
- That is my ball.
- These are my toys.

1

This is my TV.



2

.....



3

.....



4

.....





## Подчеркни правильное слово.

1. This **is/are** a computer.
2. These **is/are** my toys.
3. Whose **is/are** this pencil case?
4. That **is/are** a school bag.
5. What **is/are** this?
6. Those **is/are** Betsy's toys.



**Вставь артикль *a/an* там, где нужно.**

1. This is \_\_\_\_ computer.

2. This is \_\_\_\_ elephant.

3. These are \_\_\_\_ desks.

4. Those are \_\_\_\_ my toys.

5. This is \_\_\_\_ his computer.

6. That is \_\_\_\_ aeroplane.

7. This is \_\_\_\_ their playroom.

8. It's \_\_\_\_ very nice!

9. It looks like \_\_\_\_ cat.

10. Look at \_\_\_\_ her tea set!