

# The 26 th of April

## Class work

The theme of the lesson:  
Holidays: Seasons and months

## The aims of the lesson:

- To learn vocabulary for the seasons and weather
- To watch a video about seasons of different places and discuss about it using book

# Phonetic drills

## How many seasons in year?

### Winter

December

January

February

### Spring

March

April

May

### Summer

June

July

August

### Autumn

September


October

November



***When is your birthday?***

**My birthday is  
in..... .**




**It's hot.**





It's freezing.



It's foggy.



It's raining.





It's windy.



It's (very) cold.






It's sunny.



It's warm.





It's snowing.





It's cloudy.

# Group work

*The 1<sup>st</sup> group Nauryz*

*The 2<sup>nd</sup> group New Year*

*The 3<sup>rd</sup> group Women's day*

# Task 1

*Read the text and answer the questions.*

# Task 2

*Next task is fill in the gaps. You make sentences and read the word*

# Pair work

*Make up sentences and translate them*

- 1. it / autumn / often / in / rains.**
- 2. don't / to school / in summer / go / children.**
- 3. songs / birds / in summer / sing.**
- 4. cold / blows / a / in winter / wind.**
- 5. in May / are / leaves / green.**
- 6. warm/ spring/ in/ it/ is**

*Let's play the game*

*You must take the sentences  
and find the picture*





# Listening

*Now, children you are listening  
and watching video about holiday.  
Look in the book and match the  
pictures to the post cards*



# Home task

*To learn the new words*

*To write an essay: “My favourite season”*


*1. What is your favourite season?*

*2. Why?*

*3 What season don't you like?*

*4 Why not?*

# Feed back



# Self-assessment

Assessment criteria	Yes	No
I know weather forecast words and I can translate them into Kazakh and Russian		
I can tell about the weather of the different countries		
I can answer the question – <i>What will you do if the weather is .....?</i> <i>What will you wear?</i>		

