



*Welcome to our open
lesson!*



English

The theme:

My room





The aims of the lesson:

- 1)Educational: To present the new material, the new topical words, to practice There is/ There are construction, try to create rooms using the description.*
- 2)Developing: To develop pupil's speaking, listening, reading and writing, translating habits;*
- 3)Bringing-up: To teach the pupils to be friends each other.*

Checking up the home task.

To ask new words





To describe their houses with the constructions
There is/ There are

To divide into groups



1st - «House»



2nd - «Room»



3rd - «Flat»

Brainstorming

- How many rooms in your house?***
- Which rooms are there?***
- Is there any your favourite room?.***



*The 26th of November,
Tuesday*

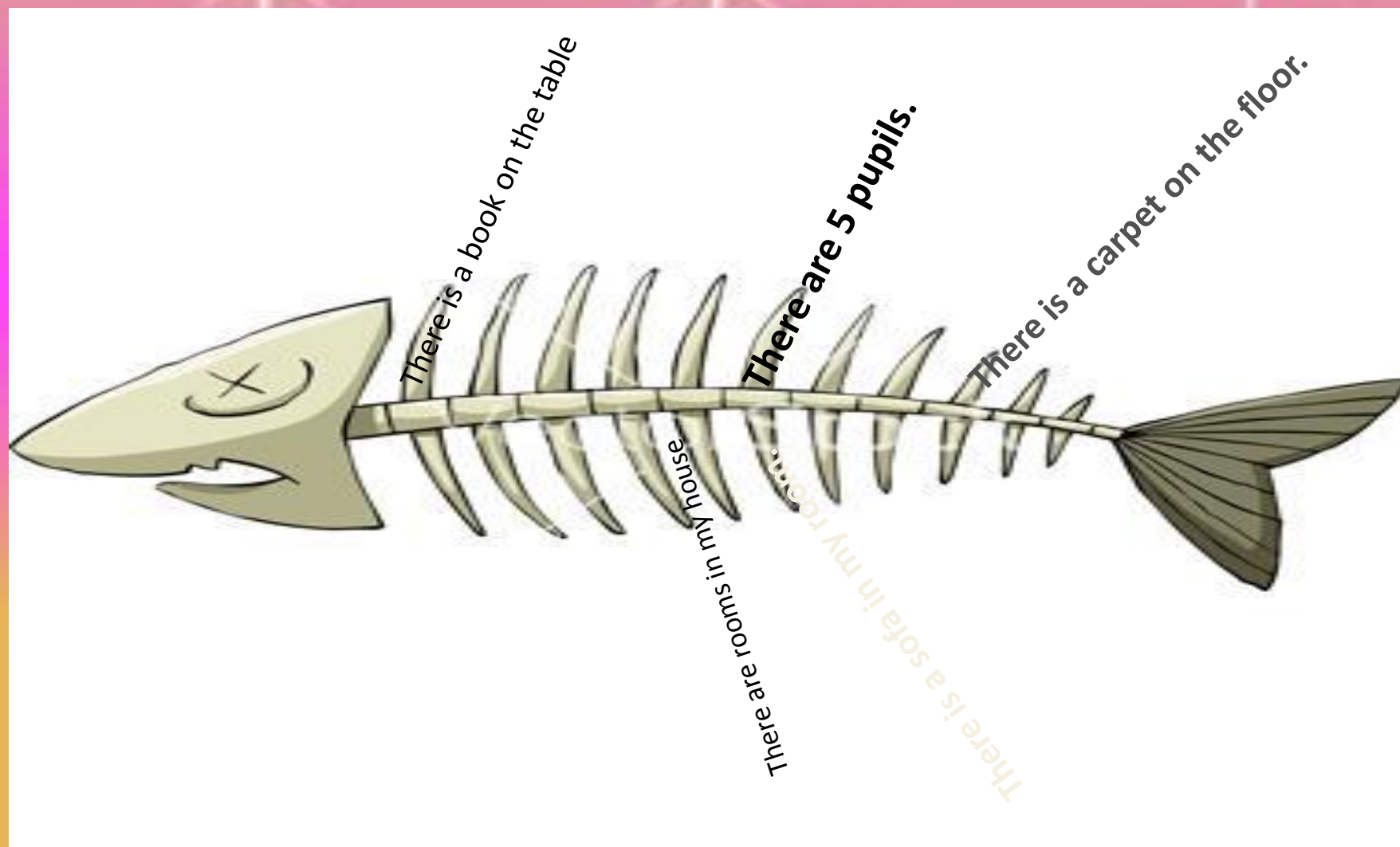
Theme: «My room»

There is / There are (Мұнда, бір жерде)

	Singular (жекеше)	Plural (көпше)
+	There <u>is</u> a table in the room.	There <u>are</u> 2 chairs.



The method «Fishbone». To make sentences with constructions There is/ There are. And write to bones of fish.



New topical words:

room [ru:m]-бөлме

picture [piktʃə]-сурет


pillow [ˈpɪləu]-жастық

hall [hɔ:l]- зал, холл

several [ˈsevrəl]-бірнеше


need [ni:d]- керек ету

Warm-up activity



The method «Rotation»

Every member of group write their own sentences to the paper of second and third groups. Each group has their colour of marker.



Marking:

The head of group's activity

The head of each group mark every member of their group.

Teacher's activity

Teacher say her own opinion about marking, that she is agree or disagree.



Reflexion



To write their feelings
into the sticker and glue
them to «Tree of Wish»



Conclusion:

Thank you for your
attention!!!

