

a good proverb

Tastes differ.

- Teacher: Good morning, children!
- 
- Pupils: *Good morning, good morning.*
- *Good morning to you.*
- *Good morning, good morning.*
- *We are glad to see you.*

- [æ] - A black cat,
- Sat on a map,
- And ate a fat rat.

- [ð] - This is my mother,
- This is my father,
- This is my brother Paul,
- How I love than more.

- [θ] - Thanks, third, three, Fourteenth.

- **[h]** - Mother, father, sister, brother,
- Hand in hand with one another.
- **[n]** - Good morning, good evening, bring me a ring, sing me a song.
- **[r]** - Russian, red, rabbit,
- Run a cross a river.

# ***Possessive Case***

## **(Притяжательный падеж)**

1. В английском языке, в отличие от русского языка, существительные имеют притяжательный падеж, который служит для того, чтобы сказать, кому что принадлежит. Форму притяжательного падежа имеют в основном одушевленные существительные, обозначающие живое существо, которому принадлежит предмет, качество или признак. Например :  
***the girl's book – книга девочки***  
***the boys' dictionary – словарь мальчиков***  
***children's books – книги детей***
1. Притяжательный падеж существительных в единственном числе образуется путем прибавления окончания – 's (т.е. знака апостроф ' и буквы s) ***Tom's dog***
2. Чтобы образовать притяжательный падеж , к существительному во множественном числе добавляется только апостроф ' ***the girls' room***

# Let's do exercises.

## **1. Translate the sentences.**

It's Tom's room.

It's my cat's box.

It's Fred's tent.

## **2. Rewrite the sentences.**

*For example: This is Pete and his book. – This is Pete's book.*

This is Jim and his dog. – This is ...

This is Tom and his jug. – This is ...

This is Max and his mug. – This is ...

This is Nick and his book. – This is ...

## **3. Translate into English.**

Это комната папы.

Это кружка мамы.

Это кровать Пита.

# *Appearance*

- **Height (рост):**
- tall, short, big, small
- 1 **metre** ['mi:tə] 20 **centimetres** ['sentlmi:təz]
- **Build (телосложение):**

- 

- **plump**



**slim**




- **Face:**
- round, oval
- **Hair:**






- **Nose:**



- **Eyes:**



- **Mouth:**

- big, small


- **Extra information:**
- beautiful , attractive
- **handsome** [' hænsəm] красивый
- **pretty** ['prɪtɪ] хорошенькая
- **good – looking** красивый, приятный
- **ugly** некрасивый

# Let's look at the pictures

- Is she tall?
- Is she slim?
- What is her hair like?
- What is her face like?
- What are her eyes?
- What is her nose like?
- What is her mouth like?
- What does she look like?



I'm sure you can guess Jane's photo.



# Actually you can answer the questions.

What does Jane look like?

Is she tall and slim?

What is her hair like?

What are her eyes like?



- Let's know what you learn about Jane.
- Try to describe Jane.

# What about you?

Answer the questions.

- What is your height now?
- What colour are your eyes?
- What colour is your hair?
- How long is your hair?
- What is your nose like?
- What is your face?

# Homework:

- Learn the words by heart and the proverb.
- Complete the table about your best friend and speak about her.

Name	Age	Appearance	Hair	Eyes	Height	Build

Заполнить таблицу о внешности твоего лучшего друга или подруги. Составить полные предложения (минимум 7 предложений)