


IN MY ROOM

In my room,
There is one bed
In my room,
There are two lamps
In my room,
There are three dolls
In my room,
There are so many things!



Read the poem
and guess the topic of our lesson



TODAY WE ARE GOING TO

1. - SPEAK ABOUT:

The rooms;



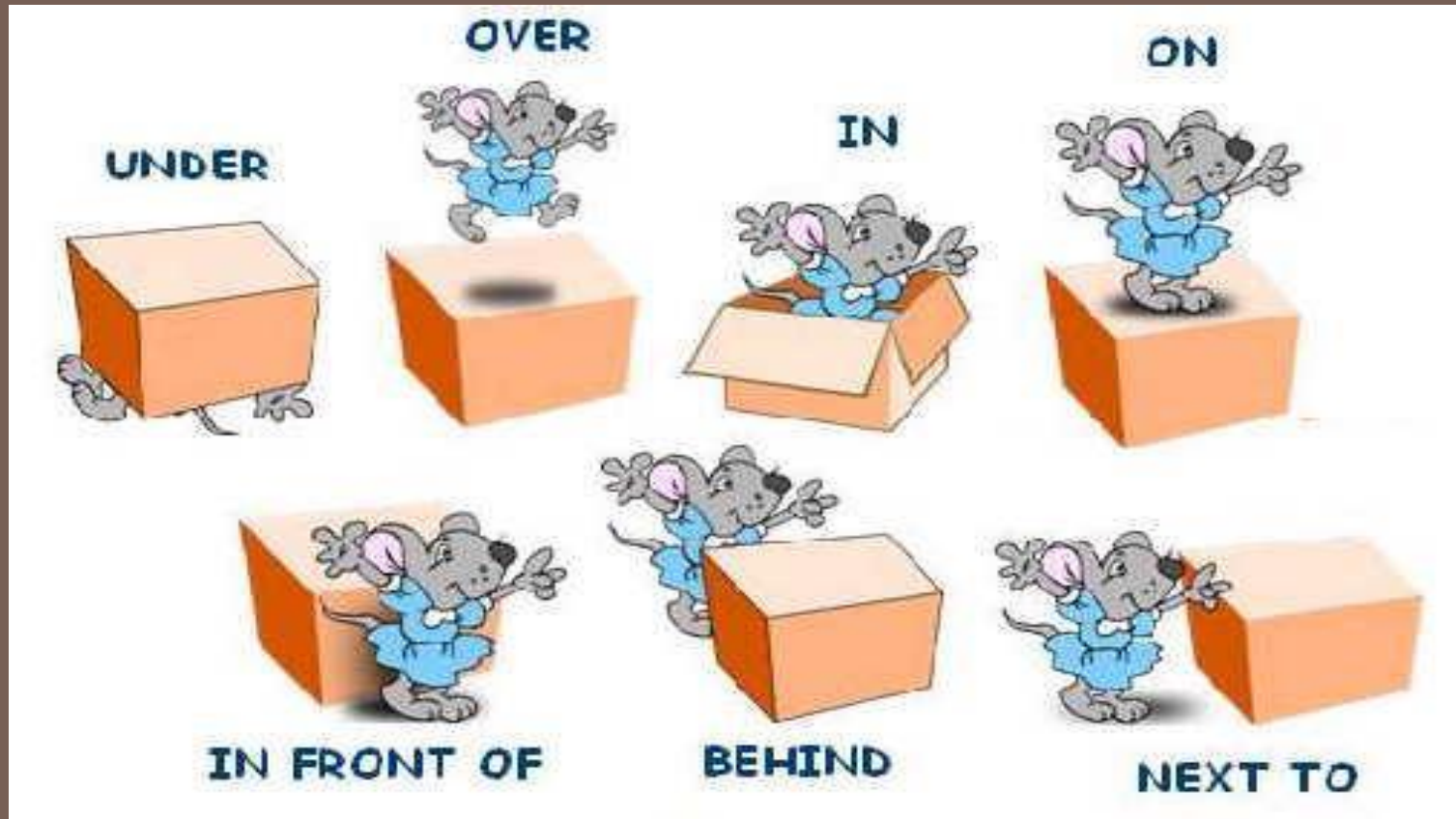
2. - REVISE:

The construction



3. - LEARN:

The prepositions of place (предлоги места)





Name the rooms



PREPOSITIONS OF PLACE

in – в

on – на

under – под

next to – рядом с ...



behind – за

in front of – перед

between – между

at – у, около

near – около, рядом



BEHIND

IN FRONT OF

BETWEEN



EXAMPLES

at the wall

у стены

near the window

около окна

on the wall

на

behind the bookcase

за стеной
за книжным шкафом

under the sofa

под диваном


next to the bed

рядом с кроватью

Read and translate



ON
NEXT TO
BETWEEN
NEAR
IN
ON
UNDER
ON




- 1) The clock isthe wall.
- 2) The ball isthe table.
- 3) The cat isthe armchair.
- 4) The table isthe armchair.
- 5) The carpet isthe floor.
- 6) The lamp isthe table.
- 7) The flowers arethe vase.
- 8) The table isthe chair
and the armchair.

Put the prepositions in the right place



LET'S HAVE A BREAK AND SING SONG!


"IF YOU'RE HAPPY AND YOU KNOW IT"



Keep smiling
SING AND DANCE




MISHA'S FLAT – WHOSE ROOM IS THE BEST FOR ROBIN?



Ex. 3, p. 106



PROJECT “MY ROOM”



Speak about your room



WHAT DID YOU LIKE MOST OF ALL?

Warming up

Describing the rooms (*There is/There are*)

Learning prepositions of place

Singing the song and dancing

Misha's flat – Whose room is the best for Robin?

Projects

Interactive games “In the house”



HOME TASK:

Learn the prepositions of place and topical vocabulary by heart. Get ready for the dictation.

Выучить предлоги места и лексику урока наизусть. Подготовиться к диктанту.



THE LESSON IS OVER!
THANK YOU
FOR YOUR WORK!

