

# What colour is it?



Подготовила: Сергеева К. К.  
учитель английского языка  
КТУ ОСШ №21 г. Темиртау

**The Theme:** “What colour is it?”

**Skills:** Vocabulary and speaking

**Aim:**

**Educational:**

To use active vocabulary in oral speech

Introduction of new words

To improve speaking confidence

**Practical:**

To develop children's memory by repeating some difficult words for children

To develop and practice speaking skills

To develop children's activity on the lesson

**Cultural:**

To develop children's interest in learning English

**Grammar Structures:**

Questions: “What colour is it?”;

Adjectives.

**Inter-subject connection:** practice of speech, practical grammar.

**Type of lesson:** mixed.

**Methods of teaching:** demonstration, exercises, instruction, practice.

**The equipment of the lesson:**



**Visual aids:** Cards, pictures, text-book, whiteboard, Presentation.

**Literature:** «Primary Colours» by Diana Hicks and Andrew Littlejohn Cambridge University Press

**Duration of the lesson:** 45.

**Level:** 1 form.

# What colour is it?



*Listen and repeat*

ORANGE

BROWN

Yellow



PURPLE

RED

GREEN



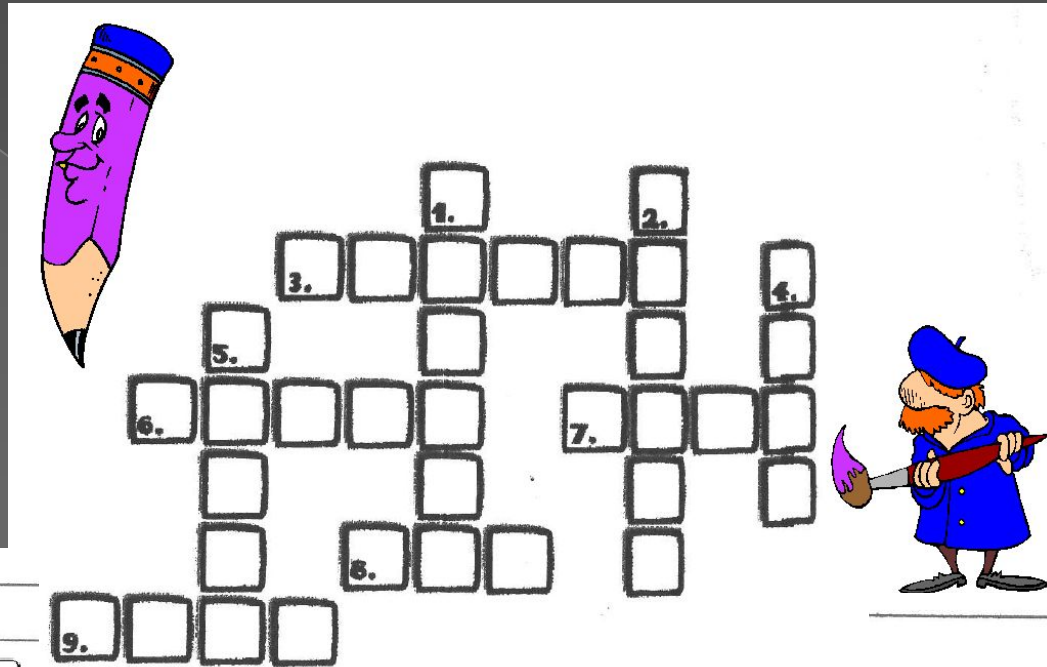
*What colour is it?*








# To paint the flower







# Colours crossword



ACROSS →

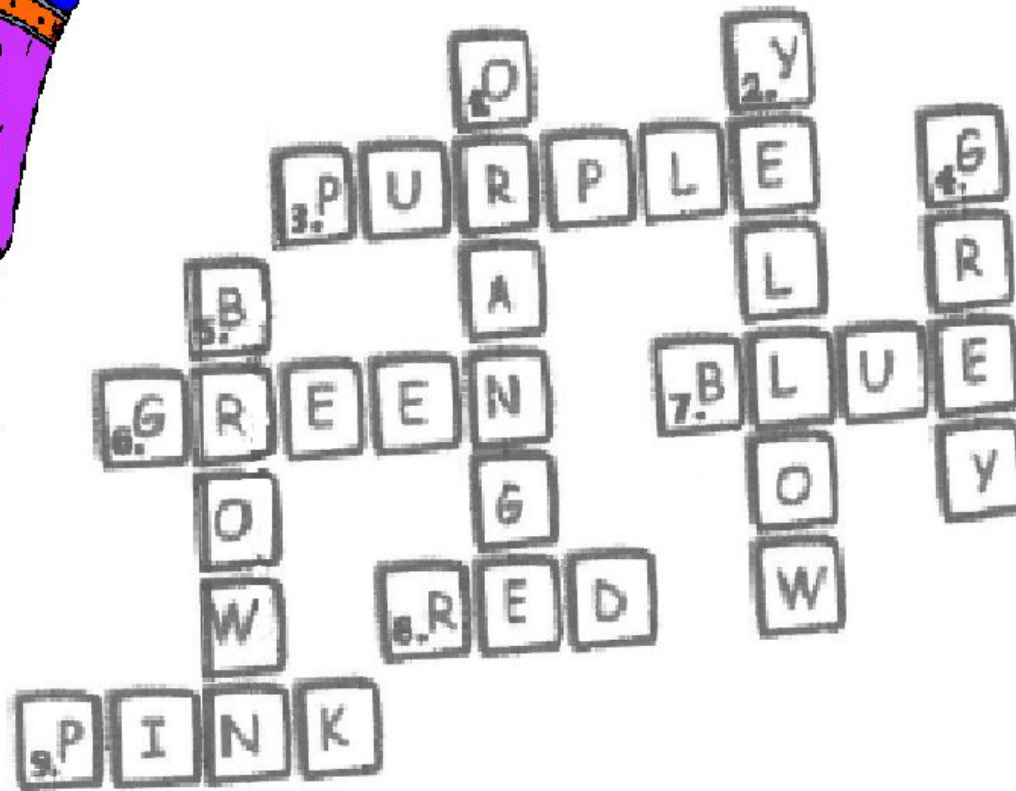

- |    |   |    |   |
|----|---|----|---|
| 3. |   | 6. |   |
| 7. |  | 8. |  |
| 9. |  |    |   |

↓ DOWN

- |    |   |    |   |
|----|---|----|---|
| 1. |   | 2. |   |
| 4. |  | 5. |  |



# Answers





# Search for the words

## COLOURS WORDSEARCH

|   |   |   |   |   |   |   |   |
|---|---|---|---|---|---|---|---|
| T | H | N | B | L | U | E | E |
| S | V | M | R | H | W | J | H |
| H | P | L | O | H | G | R | S |
| U | U | I | W | G | R | E | Y |
| O | R | A | N | G | E | D | D |
| U | P | W | Z | R | E | A | J |
| W | L | Q | P | I | N | K | K |
| Y | E | L | L | O | W | Z | R |

**Search for the words**

*They are hidden left to right and down.*

**blue**  
**brown**  
**green**  
**grey**  
**yellow**

**orange**  
**pink**  
**purple**  
**red**

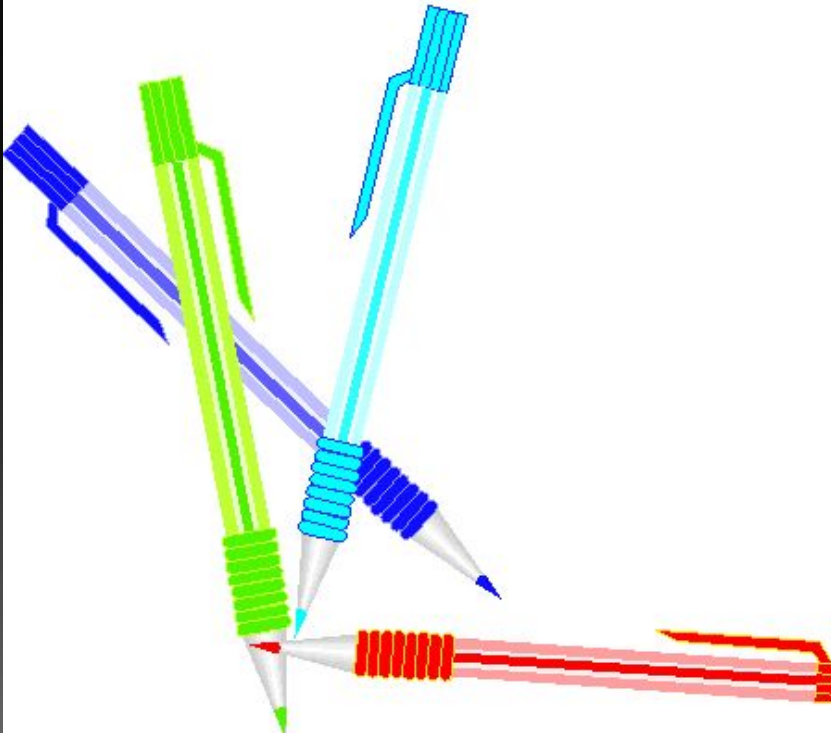


# Answers

## COLOURS WORDSEARCH

|   |   |   |   |   |   |   |   |
|---|---|---|---|---|---|---|---|
| T | H | N | B | L | U | E | E |
| S | V | M | R | H | W | J | H |
| H | P | L | O | H | G | R | S |
| U | U | I | W | G | R | E | Y |
| O | R | A | N | G | E | D | D |
| U | P | W | Z | R | E | A | J |
| W | L | Q | P | I | N | K | K |
| Y | E | L | L | O | W | Z | R |

# Good Bye!



# В презентации использованы материалы:

1. <http://www.c-cafe.ru/days/bio/000154.php> биография
2. <http://www.freefileszone.ru/software/kids-jigsaw-puzzles.html> - программа для создания пазлов
3. <http://bloganet.ru> рисунки
4. [www.animationfactory.com](http://www.animationfactory.com) слайдов
5. **Word by Word picture dictionary**, by Steven J.Molinsky, Bill Bliss (+Audio)
6. **English Puzzles 1**, Heinemann Games Series
7. **English Puzzles 2**, Heinemann Games Series
8. **Программа Paint** - для оформления рисунков, преобразования черно-белых рисунков в цветные