

2 класс
Урок №30
Тема: Новогодний лес.

УМК Биболетова М.З.

Презентацию подготовила
учитель иностранного
языка

Кунц Т.Б.

Приветствие

Good morning, good morning!

Good morning to you!

Good morning, good morning!

I'm glad to see you!

Answer my questions:

- Who is on duty today?
- Who is absent today?
- What day of the week is it today?

Repeat the sounds after me

- [æ] – racket, badminton
- [eɪ] – skate, plate
- [ð] – mother, father
- [ɔɪ] – toy, boy
- [ɜ:] – fir tree, shirt
- [i] – stick, mix
- [ʃ] – shop, she
- [ɔ]- forest, dog

Read the words in transcription

- [tɔɪ]
- [fʊ: tri:]
- [ʃɒp]
- [fɔrist]
- [rækit]
- [stɪk]
- [skeɪts]
- [təbɒgən]
- [bædmɪntən]
- [tenɪs]
- [fʊtbɔ:l]
- [tʃes]

Let's learn!

Winter, winter, winter!

Everything (ВСЁ) is fine!

Snow, snow, snow(снег)

Beautiful (красивый) and white!



a shop - магазин



Упражнение №1

стр. 53

- **Shop assistant:** Hello! I have got a yellow lion, a pink pig, a white cat, an orange tiger, a green crocodile, a black dog, a brown monkey and a red fox.
- **Alice:** A brown monkey, please.
- **Shop assistant:** A Happy New
- **Alice:** A Happy New Year!


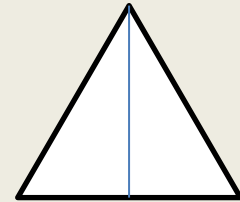



Какие игрушки есть у продавца?

He has got a yellow lion.

He has got a pink pig.

He has got a white cat.



He has got an orange tiger.

He has got a green crocodile.

He has got a black dog.

He has got a red fox.

He has got a brown monkey.

Разыграй диалог в паре

P1: Hello! I have got a yellow lion, a pink pig, a white cat, an orange tiger, a green crocodile, a black dog, a brown monkey and a red fox.

P2: A brown monkey, please.

P1: A Happy New Year!

P2: A Happy New Year!

a fir tree - ёлка



Упражнение №2

стр. 52



Физминутка

Hands up! Clap! Clap! Clap!

Hands down! Shake! Shake! Shake!

Hands on hips! Jump! Jump! Jump!

Hop! Hop! Hop! Stop! Stand still!

Hands up! Hands down!

Hands on hips! Sit down!

Hands up! To the sides!



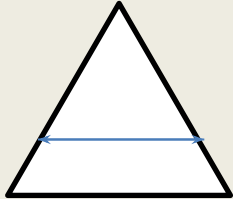

Bend left! Bend right!

One, two, three... Hop!

One, two three... Stop!



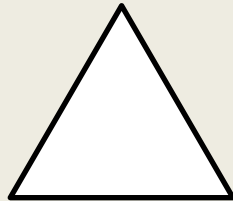




Упражнение №3 стр.54

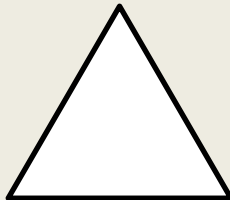


Томас

с
7




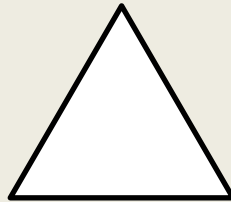


not



He is Thomas. He is an elephant. He is seven. He can play badminton. He cannot play tennis

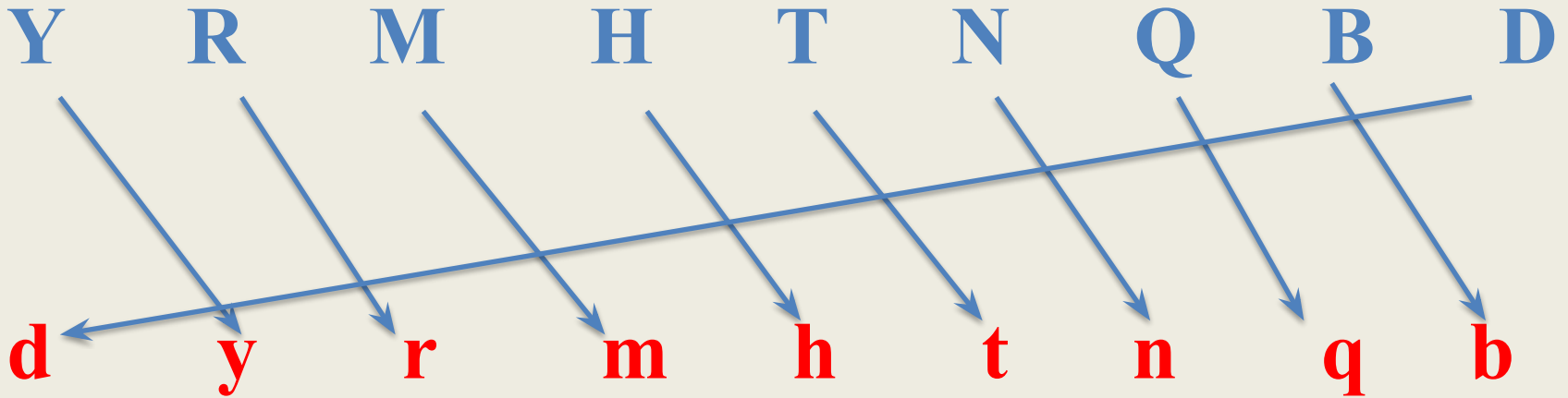
Упражнение №4 стр.54

• You can



Writing

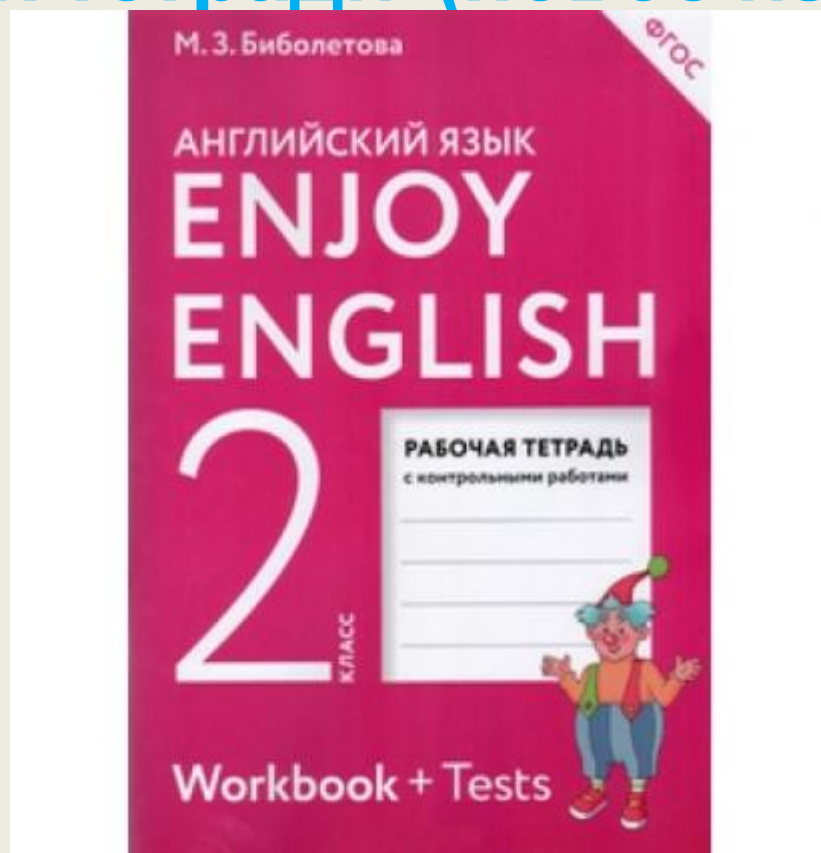
1) Соедини стрелками заглавные и строчные буквы



2) Запиши буквы английского алфавита в обратном порядке: Zz, Yy, Xx, Ww, Vv _____

Writing

Выполнение упражнений 2-3 стр.32 в рабочей тетради (новое издание)



Let's sing the song

A B C D E F G

H I J K L M N O P

Q R S T U V W

Q R S T U V W

X Y Z

Oh, well, you see,

Now I know the ABC!



Homework

Exercise №1 p. 32

(workbook)

Exercise №3 p.54

(student's book)

Оцени свою работу на
уроке

«+» - *very well*

«-» - not bad

«!» - so-so

Thank you for your work!

The lesson is over!

See you tomorrow!

Good bye!

